


XSENSOR[®] Technology Corporation

Innovators in Pressure Imaging



TESTING & MEASUREMENT PRODUCT CATALOGUE

Updated May 15, 2017

Rev 8.0

PRODUCT INDEX

SENSORS

PX100

LX100

LX205

LX210

IX500

IX510

SOFTWARE SPECS - X3 PRO

ELECTRONICS & ACCESSORIES

SENSORS



SENSORS PX100:36.36.02

PRODUCT DESCRIPTION

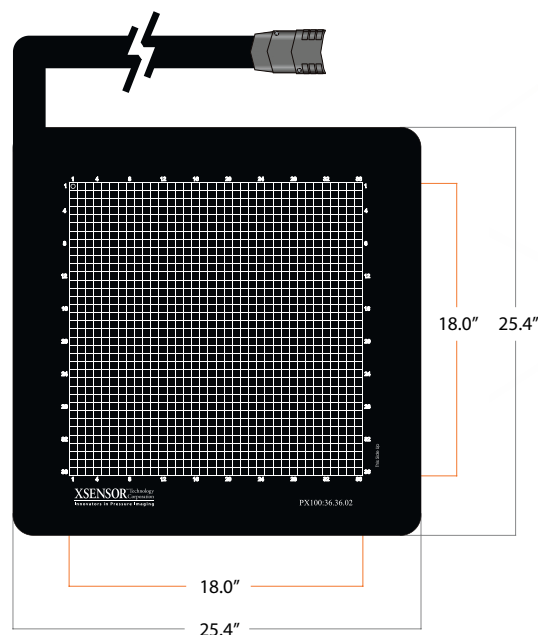
The X3 PX100 series of sensors are designed as a conformable and durable sensor for measuring interface pressures. These capacitive sensors were initially designed for medical applications in rehabilitation seating and have since been more widely used in automotive seating, aerospace, research, and product design. The PX100 series of sensors are known for accuracy, durability, and repeatability.

SENSING		
Sensor Technology	Capacitive Pressure Imaging	
Pressure Range	0.2–3.87psi	
	0.14–2.7N/cm ²	
Spatial Resolution	0.5"	12.7mm
Accuracy	± 10% full scale*	
Sampling Frame Rate	45 frames/s**	

PHYSICAL CHARACTERISTICS		
Total Area	25.4" x 25.4"	62.2cm x 62.2cm
Sensing Area	18" x 18"	45.7cm x 45.7cm
Thickness (Sensing Area, uncompressed)	0.03"	0.08cm
Thickness (Border – cabling side)	0.04"	0.1cm
Border Width (cabling side)	4.5"	11.4cm
Border Width (non-cabling side)	2"	5.1cm
Cable	46.4" x 2" x 0.16"	118cm x 5.1cm x 0.4cm
Connector	4.76" x 2.76" x 0.09"	12.1cm x 7cm x 0.2cm

SENSING	
Ambient Temperature	10°C–40°C
Ambient Humidity	5% to 90% RH

PX100:36.36.02



KEY FEATURES

- High-resolution sensors with a 12.7 mm pitch (resolution) and 1,296 sensing points
- Very good repeatability
- Low hysteresis and consistent data
- Designed for comfort and healthcare pressure seating applications
- Durable sensor that conforms well to surfaces with a proven track record

REQUIREMENTS FOR OPERATION

- Each PX100:36.36.02 sensor must be connected to one X3 PRO SENSOR PACK
- The X3 PRO SENSOR PACK needs to be connected to an X3 PRO
- The X3 PRO needs to be connected to a power supply and a computer running XSENSOR software to function

* When verified using the standard XSENSOR verification process.

**Sampling rate based on using X3 PRO Electronics. Frame rate may vary based on computer configuration.

SENSORS PX100:40.40.02

PRODUCT DESCRIPTION

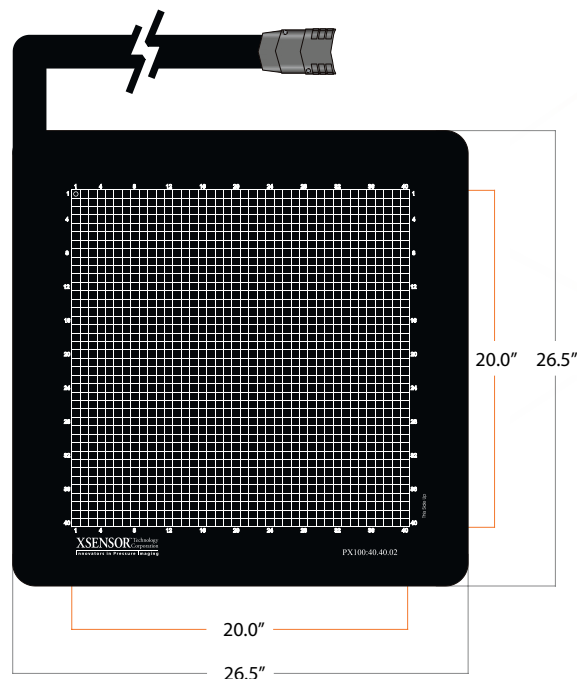
The X3 PX100 series of sensors are designed as a conformable and durable sensor for measuring interface pressures. These capacitive sensors were initially designed for medical applications in rehabilitation seating and have since been more widely used in automotive seating, aerospace, research, and product design. The PX100 series of sensors are known for accuracy, durability, and repeatability.

SENSING		
Sensor Technology	Capacitive Pressure Imaging	
Pressure Range	0.2-3.87psi	
	0.14-2.7N/cm ²	
Spatial Resolution	0.5"	12.7mm
Accuracy	± 10% full scale*	
Sampling Frame Rate	40 frames/s**	

PHYSICAL CHARACTERISTICS		
Total Area	26.5" x 26.5"	67.3cm x 67.3cm
Sensing Area	20" x 20"	50.8cm x 50.8cm
Thickness (Sensing Area, uncompressed)	0.03"	0.08cm
Thickness (Border – cabling side)	0.04"	0.1cm
Border Width (cabling side)	4.5"	11.4cm
Border Width (non-cabling side)	2"	5.1cm
Cable	46.4" x 2" x 0.16"	118cm x 5.1cm x 0.4cm
Connector	4.76" x 2.76" x 0.09"	12.1cm x 7cm x 0.2cm

SENSING	
Ambient Temperature	10°C–40°C
Ambient Humidity	5% to 90% RH

PX100:40.40.02



KEY FEATURES

- High-resolution sensors with a 12.7 mm pitch (resolution) and 1,600 sensing points
- Very good repeatability
- Low hysteresis and consistent data
- Designed for comfort and healthcare pressure seating applications
- Durable sensor that conforms well to surfaces with a proven track record

REQUIREMENTS FOR OPERATION

- Each PX100:40.40.02 sensor must be connected to one X3 PRO SENSOR PACK
- The X3 PRO SENSOR PACK needs to be connected to an X3 PRO
- The X3 PRO needs to be connected to a power supply and a computer running XSENSOR software to function

* When verified using the standard XSENSOR verification process.

**Sampling rate based on using X3 PRO Electronics. Frame rate may vary based on computer configuration.

SENSORS PX100:48.48.02

PRODUCT DESCRIPTION

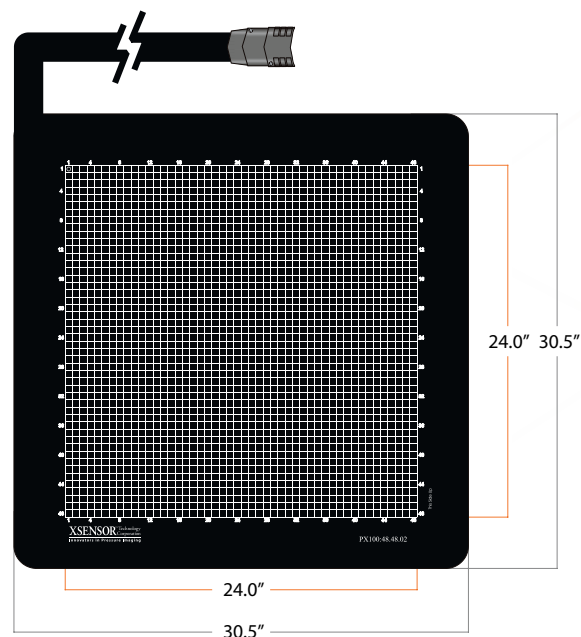
The X3 PX100 series of sensors are designed as a conformable and durable sensor for measuring interface pressures. These capacitive sensors were initially designed for medical applications in rehabilitation seating and have since been more widely used in automotive seating, aerospace, research, and product design. The PX100 series of sensors are known for accuracy, durability, and repeatability.

SENSING		
Sensor Technology	Capacitive Pressure Imaging	
Pressure Range	0.2-3.87psi	
	0.14-2.7N/cm ²	
Spatial Resolution	0.5"	12.7mm
Accuracy	± 10% full scale*	
Sampling Frame Rate	39 frames/s**	

PHYSICAL CHARACTERISTICS		
Total Area	30.5" x 30.5"	77.4cm x 77.4cm
Sensing Area	24" x 24"	60.9cm x 60.9cm
Thickness (Sensing Area, uncompressed)	0.03"	0.08cm
Thickness (Border – cabling side)	0.04"	0.1cm
Border Width (cabling side)	4.5"	11.4cm
Border Width (non-cabling side)	2"	5.1cm
Cable	46.4" x 2" x 0.16"	118cm x 5.1cm x 0.4cm
Connector	4.76" x 2.76" x 0.09"	12.1cm x 7cm x 0.2cm

SENSING	
Ambient Temperature	10°C–40°C
Ambient Humidity	5% to 90% RH

PX100:48.48.02



KEY FEATURES

- High-resolution sensors with a 12.7 mm pitch (resolution) and 2,304 sensing points
- Very good repeatability
- Low hysteresis and consistent data
- Designed for comfort and healthcare pressure seating applications
- Durable sensor that conforms well to surfaces with a proven track record

REQUIREMENTS FOR OPERATION

- Each PX100:48.48.02 sensor must be connected to one X3 PRO SENSOR PACK
- The X3 PRO SENSOR PACK needs to be connected to an X3 PRO
- The X3 PRO needs to be connected to a power supply and a computer running XSENSOR software to function

* When verified using the standard XSENSOR verification process.

**Sampling rate based on using X3 PRO Electronics. Frame rate may vary based on computer configuration.

SENSORS PX100:40.64.02

PRODUCT DESCRIPTION

The X3 PX100 series of sensors are designed as a conformable and durable sensor for measuring interface pressures. These capacitive sensors were initially designed for medical applications in rehabilitation seating and have since been more widely used in automotive seating, aerospace, research, and product design. The PX100 series of sensors are known for accuracy, durability, and repeatability. The PX100:40.64.02 sensor is primarily used for measuring pressures on the back of a seat.

SENSING

Sensor Technology	Capacitive Pressure Imaging	
Pressure Range	0.2-3.87psi	
	0.14-2.7N/cm ²	
Spatial Resolution	0.5"	12.7mm
Accuracy	± 10% full scale*	
Sampling Frame Rate	39 frames/s**	

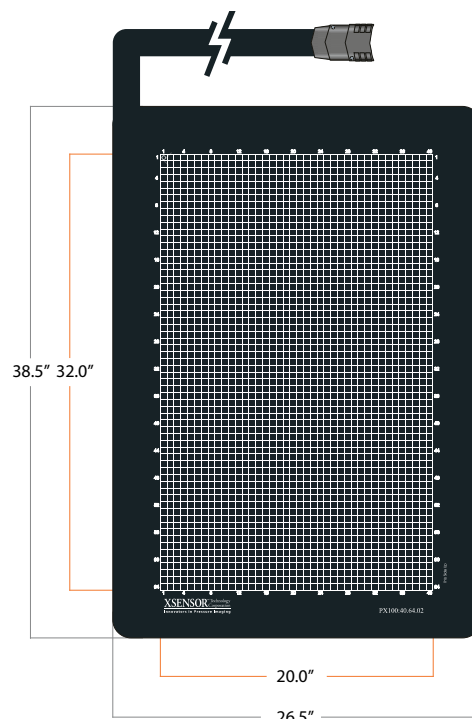
PHYSICAL CHARACTERISTICS

Total Area	26.5" x 38.5"	67.3cm x 97.7cm
Sensing Area	20" x 32"	50.8cm x 81.2cm
Thickness (Sensing Area, uncompressed)	0.03"	0.08cm
Thickness (Border – cabling side)	0.04"	0.1cm
Border Width (cabling side)	4.5"	11.4cm
Border Width (non-cabling side)	2"	5.1cm
Cable	46.4" x 2" x 0.16"	118cm x 5.1cm x 0.4cm
Connector	4.76" x 2.76" x 0.09"	12.1cm x 7cm x 0.2cm

SENSING

Ambient Temperature	10°C–40°C
Ambient Humidity	5% to 90% RH

PX100:40.64.02



KEY FEATURES

- High-resolution sensors with a 12.7 mm pitch (resolution) and 2,560 sensing points
- Very good repeatability
- Low hysteresis and consistent data
- Designed for comfort and healthcare pressure seating applications
- Durable sensor that conforms well to surfaces with a proven track record

REQUIREMENTS FOR OPERATION

- Each PX100:40.64.02 sensor must be connected to one X3 PRO SENSOR PACK
- The X3 PRO SENSOR PACK needs to be connected to an X3 PRO
- The X3 PRO needs to be connected to a power supply and a computer running XSENSOR software to function

* When verified using the standard XSENSOR verification process.

**Sampling rate based on using X3 PRO Electronics. Frame rate may vary based on computer configuration.

SENSORS **PX100:18.18.01**

PRODUCT DESCRIPTION

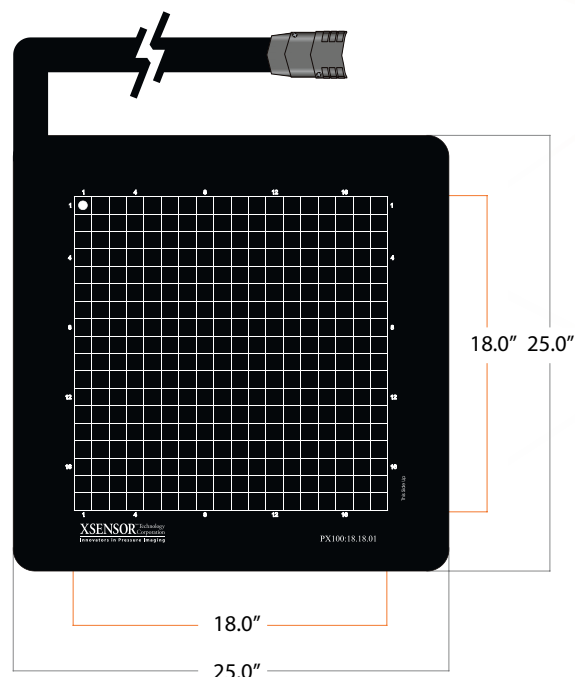
The X3 PX100 series of sensors are designed as a conformable and durable sensor for measuring interface pressures. These capacitive sensors were initially designed for medical applications in rehabilitation seating and have since been more widely used in automotive seating, aerospace, research, and product design. The PX100 series of sensors are known for accuracy, durability, and repeatability.

SENSING		
Sensor Technology	Capacitive Pressure Imaging	
Pressure Range	0.2-3.87psi	
	0.14-2.7N/cm ²	
Spatial Resolution	1.0"	25.4mm
Accuracy	± 10% full scale*	
Sampling Frame Rate	61 frames/s**	

PHYSICAL CHARACTERISTICS		
Total Area	25" x 25"	63.5cm x 63.5cm
Sensing Area	18" x 18"	45.7cm x 45.7cm
Thickness (Sensing Area, uncompressed)	0.024"	0.06cm
Thickness (Border – cabling side)	0.04"	0.1cm
Border Width (cabling side)	5"	12.7cm
Border Width (non-cabling side)	3"	7.6cm
Cable	46.4" x 2" x 0.16"	118cm x 5.1cm x 0.4cm
Connector	4.76" x 2.76" x 0.09"	12.1cm x 7cm x 0.2cm

SENSING	
Ambient Temperature	10°C–40°C
Ambient Humidity	5% to 90% RH

PX100:18.18.01



KEY FEATURES

- High-resolution sensors with a 25.4 mm pitch (resolution) and 324 sensing points
- Very good repeatability
- Low hysteresis and consistent data
- Designed for comfort and healthcare pressure seating applications
- Durable sensor that conforms well to surfaces with a proven track record

REQUIREMENTS FOR OPERATION

- Each sensor must be connected to one X3 PRO SENSOR PACK
- The X3 PRO SENSOR PACK needs to be connected to an X3 PRO
- The X3 PRO needs to be connected to a power supply and a computer running XSENSOR software to function

* When verified using the standard XSENSOR verification process.

**Sampling rate based on using X3 PRO Electronics. Frame rate may vary based on computer configuration.

SENSORS **PX100:48.144.02**

PRODUCT DESCRIPTION


The X3 PX100 series of sensors are designed as a conformable and durable sensor for measuring interface pressures. These capacitive sensors were initially designed for medical applications in rehabilitation seating and have since been more widely used in automotive seating, aerospace, research, and product design. The PX100 series of sensors are known for accuracy, durability, and repeatability. The PX100:48.144.02 sensor is primarily used for pressure mapping hospital beds and mattresses.

SENSING		
Sensor Technology	Capacitive Pressure Imaging	
Pressure Range	0.1–1.0psi 0.2–3.87psi	
	0.07–0.69N/cm ² , 0.14–2.7N/cm ²	
Spatial Resolution	0.5"	12.7mm
Accuracy	± 10% full scale*	
Sampling Frame Rate	23 frames/s**	

PHYSICAL CHARACTERISTICS		
Total Area	31" x 79"	78.7cm x 200.7cm
Sensing Area	24" x 72"	60.9cm x 182.9cm
Thickness (Sensing Area, uncompressed)	0.03"	0.08cm
Thickness (Border – cabling side)	0.04"	0.1cm
Border Width (cabling side)	5"	12.7cm
Border Width (non-cabling side)	2"	5.1cm
Cable	46.4" x 2" x 0.5"	118cm x 5.1cm x 1.2cm
Connector	4.76" x 2.76" x 0.09"	12.1cm x 7cm x 2.3cm

SENSING	
Ambient Temperature	10°C–40°C
Ambient Humidity	5% to 90% RH

PX100:48.144.02



KEY FEATURES

- High-resolution sensors with a 12.7 mm pitch (resolution) and 6,912 sensing points
- Very good repeatability
- Low hysteresis and consistent data
- Designed for hospital bed applications
- Durable sensor that conforms well to surfaces with a proven track record

REQUIREMENTS FOR OPERATION

- Each PX100:48.144.02 sensor must be connected to three X3 PRO SENSOR PACKs
- The X3 PRO SENSOR PACKs need to be connected to an X3 PRO
- The X3 PRO needs to be connected to a power supply and a computer running XSENSOR software to function

* When verified using the standard XSENSOR verification process.

**Sampling rate based on using X3 PRO Electronics. Frame rate may vary based on computer configuration.

SENSORS **PX100:64.160.02**

PRODUCT DESCRIPTION


The X3 PX100 series of sensors are designed as a conformable and durable sensor for measuring interface pressures. These capacitive sensors were initially designed for medical applications in rehabilitation seating and have since been more widely used in automotive seating, aerospace, research, and product design. The PX100 series of sensors are known for accuracy, durability, and repeatability. The PX100:64.160.02 sensor is primarily used for pressure mapping hospital beds and mattresses.

SENSING	
Sensor Technology	Capacitive Pressure Imaging
Pressure Range	0.1–1.0psi 0.2–3.87psi
	0.07–0.69N/cm ² , 0.14–2.7N/cm ²
Spatial Resolution	0.5" 12.7mm
Accuracy	± 10% full scale*
Sampling Frame Rate	17 frames/s**

PHYSICAL CHARACTERISTICS		
Total Area	39" x 87"	99.1cm x 221cm
Sensing Area	32" x 80"	81.3cm x 203.2cm
Thickness (Sensing Area, uncompressed)	0.03"	0.08cm
Thickness (Border – cabling side)	0.04"	0.1cm
Border Width (cabling side)	5"	12.7cm
Border Width (non-cabling side)	2"	5.1cm
Cable	46.4" x 2" x 0.5"	118cm x 5.1cm x 1.2cm
Connector	4.76" x 2.76" x 0.09"	12.1cm x 7cm x 2.3cm

SENSING	
Ambient Temperature	10°C–40°C
Ambient Humidity	5% to 90% RH

PX100:64.160.02



KEY FEATURES

- High-resolution sensors with a 12.7 mm pitch (resolution) and 10,240 sensing points
- Very good repeatability
- Low hysteresis and consistent data
- Designed for hospital bed applications
- Durable sensor that conforms well to surfaces with a proven track record

REQUIREMENTS FOR OPERATION

- Each PX100:64.160.02 sensor must be connected to three X3 PRO SENSOR PACKS
- The X3 PRO SENSOR PACKS need to be connected to an X3 PRO
- The X3 PRO needs to be connected to a power supply and a computer running XSENSOR software to function

* When verified using the standard XSENSOR verification process.

**Sampling rate based on using X3 PRO Electronics. Frame rate may vary based on computer configuration.

SENSORS PX100:26.64.01

PRODUCT DESCRIPTION

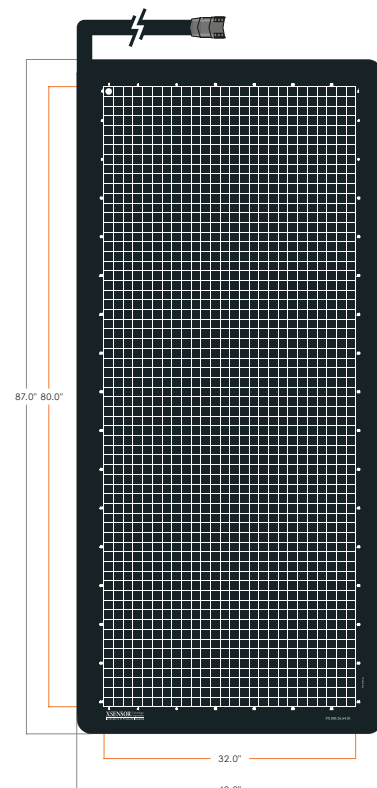
The X3 PX100:26.64.01 sensor is a mattress sensor used for medical and consumer mattress research and product testing. The sensor has a 1¼" resolution which provides a quality image of the mattress surface. The sensor conforms well to surfaces and has a durability and consistency suitable for hospital and consumer testing environments.

SENSING		
Sensor Technology	Capacitive Pressure Imaging	
Pressure Range	0.1–1.0psi 0.2–3.87psi	
	0.07–0.69N/cm ² , 0.14–2.7N/cm ²	
Spatial Resolution	1¼"	31.75mm
Accuracy	± 10% full scale*	
Sampling Frame Rate	53 frames/s**	

PHYSICAL CHARACTERISTICS		
Total Area	40" x 87"	101.5cm x 221cm
Sensing Area	32" x 80"	81.2cm x 203.2cm
Thickness (Sensing Area, uncompressed)	0.03"	0.08cm
Thickness (Border – cabling side)	0.04"	0.1cm
Border Width (cabling side)	5"	12.7cm
Border Width (non-cabling side)	3.5"	8.9cm
Cable	46.5" x 2" x 0.16"	118cm x 5.1cm x 0.4cm
Connector	4.76" x 2.76" x 0.09"	12.1cm x 7cm x 0.2cm

SENSING	
Ambient Temperature	10°C–40°C
Ambient Humidity	5% to 90% RH

PX100:26.64.01



KEY FEATURES

- High-resolution sensors with a 31.75 mm pitch (resolution) and 1,664 sensing points
- Designed for hospital and consumer mattress product testing and research.
- Excellent for both lab and environmental testing
- Durable sensors that performs well in hospital settings

REQUIREMENTS FOR OPERATION

- Each PX100:26.64.01 sensor must be connected to one X3 PRO SENSOR PACK
- The X3 PRO SENSOR PACK must be connected to an X3 PRO
- The X3 PRO needs to be connected to a power supply and a computer running XSENSOR software to function

* When verified using the standard XSENSOR verification process.
 **Sampling rate based on using X3 PRO Electronics. Frame rate may vary based on computer configuration.

SENSORS **PX100:10.160.05**

PRODUCT DESCRIPTION

The X3 PX100:10.160.05 is a high resolution wiper blade sensor which replaces the PX100:1.160.05. The sensing area has been made wider (2.54cm) and provides more sensing points. The new design is more sensitive to lower pressures and provides better line load estimates. The sensor has been specifically made to test the profiles of wiper blades and the wiper blade arms.

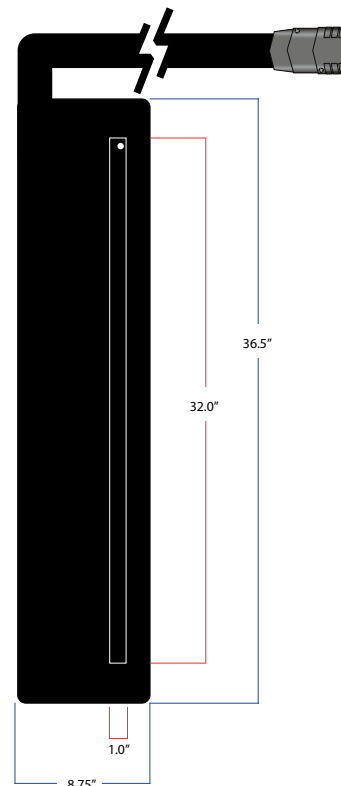
The sensor design is based on industry needs for assessing and comparing different wiper blade profiles and different wiper blade designs. The sensor can be mounted onto a test bench or taped onto a windshield. Wiper blades are then moved onto the sensor area and a repeatable and consistent pressure profile can be viewed and compared using the X3 PRO Software.

SENSING		
Sensor Technology	Capacitive Pressure Imaging	
Pressure Range	0.1 – 3.87 psi	
	0.07 – 2.7 N/cm ²	
Spatial Resolution	0.1" x 0.2"	2.54cm x 5.08mm
Accuracy	± 10% full scale*	
Sampling Frame Rate	20 frames/s**	

PHYSICAL CHARACTERISTICS		
Total Area	8.75" x 36.5"	22.2cm x 92.7cm
Sensing Area	32" x 1.0"	81.3cm x 2.54cm
Thickness (Sensing Area, uncompressed)	0.03"	0.08cm
Thickness (Border – cabling side)	0.04"	0.1cm
Border Width (cabling side)	6.25"	15.9cm
Border Width (non-cabling side)	1.5"	3.8cm
Cable	46.5" x 2" x 0.5"	118cm x 5.08cm x 1.2cm
Connector	4.76" x 2.76" x 0.9"	12.1cm x 7.0cm x 2.3cm

SENSING	
Ambient Temperature	10°C–40°C
Ambient Humidity	5% to 90% RH

PX100:10.160.05



KEY FEATURES

- High-resolution sensors has a 2.54mm row resolution x 5.08mm column resolution with 1,600 sensing points
- Designed for viewing the pressure profile of a wiper blade on a windshield or test bench
- Provides consistent and repeatable profiles
- Very stable images with little variance
- Maintains calibration, limited recalibration required

REQUIREMENTS FOR OPERATION

- Each PX100:10.160.05 sensor must be connected to three X3 PRO SENSOR PACKS
- The X3 PRO SENSOR PACKS need to be connected to an X3 PRO
- The X3 PRO needs to be connected to a power supply and a computer running XSENSOR software to function

* When verified using the standard XSENSOR verification process.
 **Sampling rate based on using X3 PRO Electronics. Frame rate may vary based on computer configuration.

SENSORS PX100:10.64.02

PRODUCT DESCRIPTION

The X3 PX100:10.64.02 is a high resolution wiper blade sensor which replaces the PX100:1.64.02. The sensing area has been made wider (2.54cm) and provides more sensing points. The new design is more sensitive to lower pressures and provides better line load estimates. The sensor has been specifically made to test the profiles of wiper blades and the wiper blade arms.

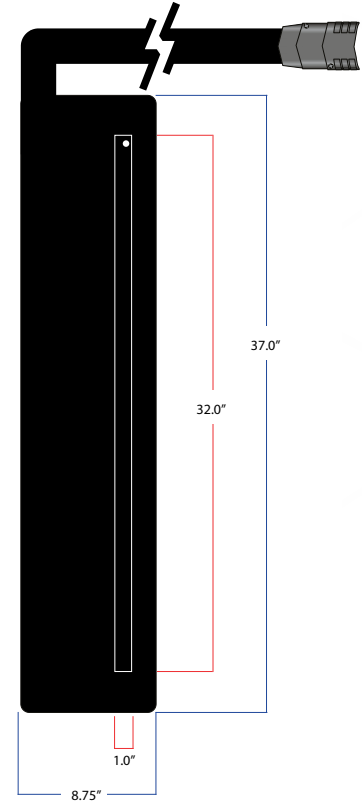
The sensor design is based on industry needs for assessing and comparing different wiper blade profiles and different wiper blade designs. The sensor can be mounted onto a test bench or taped onto a windshield. Wiper blades are then moved onto the sensor area and a repeatable and consistent pressure profile can be viewed and compared using the X3 PRO Software.

SENSING		
Sensor Technology	Capacitive Pressure Imaging	
Pressure Range	0.1 – 3.87 psi	
	0.07 – 2.7 N/cm ²	
Spatial Resolution	0.1" x 0.5"	2.54cm x 12.7mm
Accuracy	± 10% full scale*	
Sampling Frame Rate	40 frames/s**	

PHYSICAL CHARACTERISTICS		
Total Area	8.75" x 37"	22.2cm x 92.7cm
Sensing Area	32" x 1.0"	81.3cm x 2.54cm
Thickness (Sensing Area, uncompressed)	0.03"	0.08cm
Thickness (Border – cabling side)	0.04"	0.1cm
Border Width (cabling side)	6.25"	15.9cm
Border Width (non-cabling side)	1.5"	3.8cm
Cable	46.5" x 2" x 0.16"	118cm x 5.1cm x 0.4cm
Connector	4.76" x 2.76" x 0.9"	12.1cm x 7.0cm x 2.3cm

SENSING	
Ambient Temperature	10°C–40°C
Ambient Humidity	5% to 90% RH

PX100:10.64.02



KEY FEATURES

- High-resolution sensors has a 2.54mm row resolution x 12.7mm column resolution with 640 sensing points
- Designed for viewing the pressure profile of a wiper blade on a windshield or test bench
- Provides consistent and repeatable profiles
- Very stable images with little variance
- Maintains calibration, limited recalibration required

REQUIREMENTS FOR OPERATION

- Each PX100:10.64.02 sensor must be connected to one X3 PRO SENSOR PACK
- The X3 PRO SENSOR PACK needs to be connected to an X3 PRO
- The X3 PRO needs to be connected to a power supply and a computer running XSENSOR software to function

* When verified using the standard XSENSOR verification process.
**Sampling rate based on using X3 PRO Electronics. Frame rate may vary based on computer configuration.

SENSORS LX100:36.36.02

PRODUCT DESCRIPTION

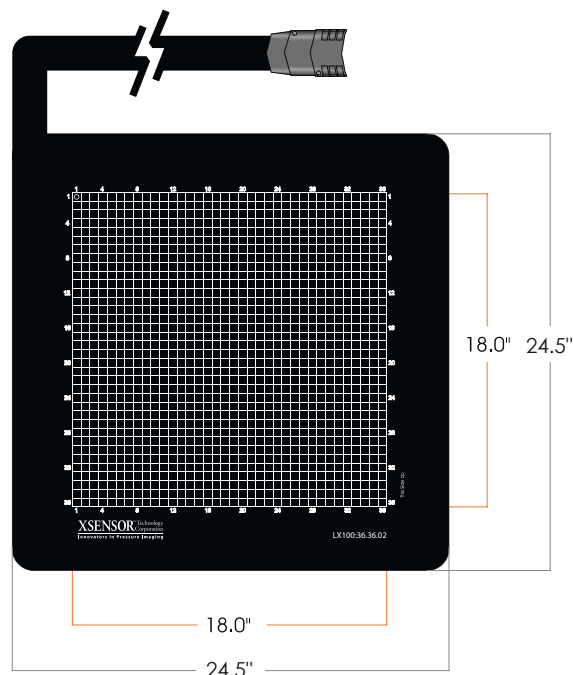
The X3 LX100 series of sensors are designed as a conformable and durable sensor for measuring interface pressures. These capacitive sensors are ideal for assessing automotive and aerospace seat designs and manufacturing quality. The LX100 series of sensors are highly accurate due to high repeatability, low hysteresis, and low creep characteristics. Due to their accuracy, repeatability, and durability they are also used for automated quality control processes.

SENSING		
Sensor Technology	Capacitive Pressure Imaging	
Pressure Range	0.1–3.87psi	
	0.07-2.7N/cm ²	
Spatial Resolution	0.5"	12.7mm
Accuracy	± 5% full scale*	
Sampling Frame Rate	45 frames/s**	

PHYSICAL CHARACTERISTICS		
Total Area	24.5" x 24.5"	62.2cm x 62.2cm
Sensing Area	18" x 18"	45.7cm x 45.7cm
Thickness (Sensing Area, uncompressed)	0.035"	0.09cm
Thickness (Border – cabling side)	0.043"	0.11cm
Border Width (cabling side)	4.5"	11.4cm
Border Width (non-cabling side)	3"	5.1cm
Cable	46.5" x 2" x 0.16"	118cm x 5.1cm x 0.4cm
Connector	4.76" x 2.76" x 0.09"	12.1cm x 7cm x 0.2cm

SENSING	
Ambient Temperature	10°C–40°C
Ambient Humidity	5% to 90% RH

LX100:36.36.02



KEY FEATURES

- High-resolution sensors with a 12.7 mm pitch (resolution) and 1,296 sensing points
- Very good repeatability
- Low hysteresis and consistent data throughout long trials
- Designed for lower pressure seating applications such as comfort and quality testing
- Durable sensor that conforms well to surfaces

REQUIREMENTS FOR OPERATION

- Each LX100:36.36.02 sensor must be connected to one X3 PRO SENSOR PACK
- The X3 PRO SENSOR PACK must be connected to an X3 PRO
- The X3 PRO needs to be connected to a power supply and a computer running XSENSOR software to function

* When verified using the standard XSENSOR verification process.

**Sampling rate based on using X3 PRO Electronics. Frame rate may vary based on computer configuration.

SENSORS LX100:40.40.02

PRODUCT DESCRIPTION

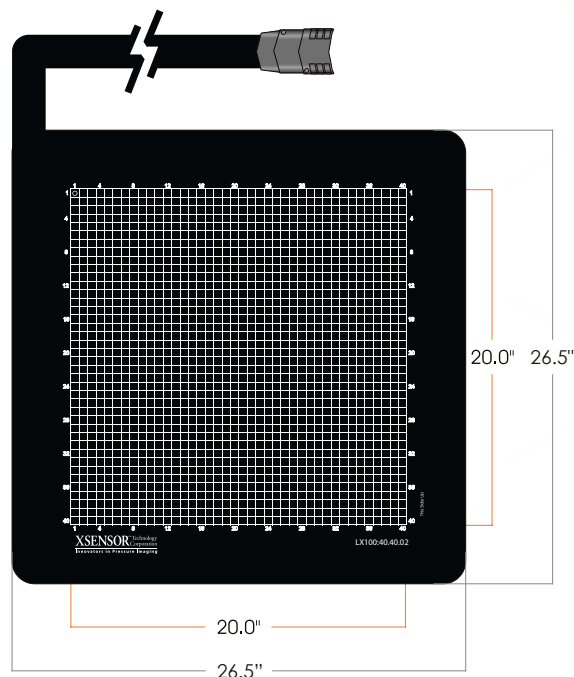
The X3 LX100 series of sensors are designed as a conformable and durable sensor for measuring interface pressures. These capacitive sensors are ideal for assessing automotive and aerospace seat designs and manufacturing quality. The LX100 series of sensors are highly accurate due to high repeatability, low hysteresis, and low creep characteristics. Due to their accuracy, repeatability, and durability they are also used for automated quality control processes.

SENSING		
Sensor Technology	Capacitive Pressure Imaging	
Pressure Range	0.1–3.87psi	
	0.07–2.7N/cm ²	
Spatial Resolution	0.5"	12.7mm
Accuracy	± 5% full scale*	
Sampling Frame Rate	40 frames/s**	

PHYSICAL CHARACTERISTICS		
Total Area	26.5" x 26.5"	67.3cm x 67.3cm
Sensing Area	20" x 20"	50.8cm x 50.8cm
Thickness (Sensing Area, uncompressed)	0.035"	0.09cm
Thickness (Border – cabling side)	0.043"	0.11cm
Border Width (cabling side)	4.5"	11.4cm
Border Width (non-cabling side)	3"	5.1cm
Cable	46.5" x 2" x 0.16"	118cm x 5.1cm x 0.4cm
Connector	4.76" x 2.76" x 0.9"	12.1cm x 7cm x 2.3cm

SENSING	
Ambient Temperature	10°C–40°C
Ambient Humidity	5% to 90% RH

LX100:40.40.02



KEY FEATURES

- High-resolution sensors with a 12.7 mm pitch (resolution) and 1,600 sensing points
- Very good repeatability
- Low hysteresis and consistent data throughout long trials
- Designed for higher pressure seating applications such as ingress-egress testing
- Durable sensor that conforms well to surfaces

REQUIREMENTS FOR OPERATION

- Each LX100:40.40.02 sensor must be connected to one X3 PRO SENSOR PACK
- The X3 PRO SENSOR PACK must be connected to an X3 PRO
- The X3 PRO needs to be connected to a power supply and a computer running XSENSOR software to function

* When verified using the standard XSENSOR verification process.

**Sampling rate based on using X3 PRO Electronics. Frame rate may vary based on computer configuration.

SENSORS LX100:48.48.02

PRODUCT DESCRIPTION

The X3 LX100 series of sensors are designed as a conformable and durable sensor for measuring interface pressures. These capacitive sensors are ideal for assessing automotive and aerospace seat designs and manufacturing quality. The LX100 series of sensors are highly accurate due to high repeatability, low hysteresis, and low creep characteristics.

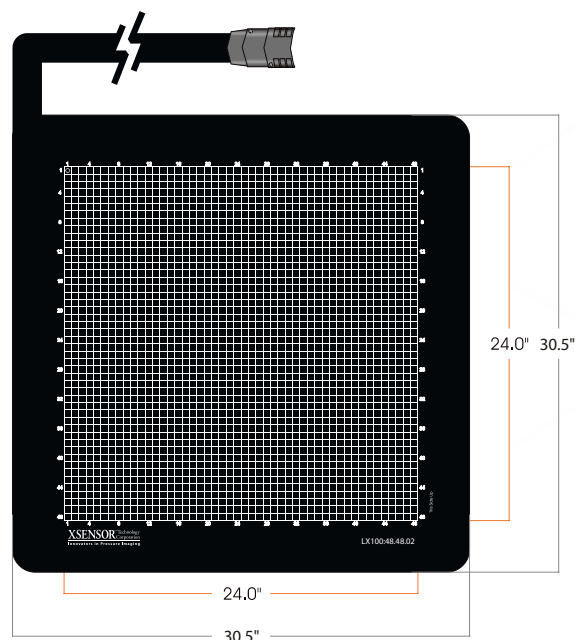
The LX100 series of sensors are often used for automotive and aerospace seating design and comfort analysis. Due to their accuracy, repeatability, and durability they are also used for automated quality control processes.

SENSING		
Sensor Technology	Capacitive Pressure Imaging	
Pressure Range	0.1–3.87psi	
	0.07–2.7N/cm ²	
Spatial Resolution	0.5"	12.7mm
Accuracy	± 5% full scale*	
Sampling Frame Rate	39 frames/s**	

PHYSICAL CHARACTERISTICS		
Total Area	30.5" x 30.5"	77.4cm x 77.4cm
Sensing Area	24" x 24"	60.9cm x 60.9cm
Thickness (Sensing Area, uncompressed)	0.035"	0.09cm
Thickness (Border – cabling side)	0.043"	0.11cm
Border Width (cabling side)	4.5"	11.4cm
Border Width (non-cabling side)	3"	5.1cm
Cable	46.5" x 2" x 0.16"	118cm x 5.1cm x 0.4cm
Connector	4.76" x 2.76" x 0.9"	12.1cm x 7cm x 2.3cm

SENSING	
Ambient Temperature	10°C–40°C
Ambient Humidity	5% to 90% RH

LX100:48.48.02



KEY FEATURES

- High-resolution sensors with a 12.7 mm pitch (resolution) and 2,304 sensing points
- Very good repeatability
- Low hysteresis and consistent data throughout long trials
- Designed for higher pressure seating applications such as ingress-egress testing
- Durable sensor that conforms well to surfaces

REQUIREMENTS FOR OPERATION

- Each LX100:48.48.02 sensor must be connected to one X3 PRO SENSOR PACK
- The X3 PRO SENSOR PACK must be connected to an X3 PRO
- The X3 PRO needs to be connected to a power supply and a computer running XSENSOR software to function

* When verified using the standard XSENSOR verification process.

**Sampling rate based on using X3 PRO Electronics. Frame rate may vary based on computer configuration.

SENSORS LX100:40.64.02

PRODUCT DESCRIPTION


The X3 LX100 series of sensors are designed as a conformable and durable sensor for measuring interface pressures. These capacitive sensors are ideal for assessing automotive and aerospace seat designs and manufacturing quality. The LX100 series of sensors are highly accurate due to high repeatability, low hysteresis, and low creep characteristics. Due to their accuracy, repeatability, and durability they are also used for automated quality control processes.

SENSING		
Sensor Technology	Capacitive Pressure Imaging	
Pressure Range	0.1-3.87psi	
	0.07-2.7N/cm ²	
Spatial Resolution	0.5"	12.7mm
Accuracy	± 5% full scale*	
Sampling Frame Rate	39 frames/s**	

PHYSICAL CHARACTERISTICS		
Total Area	26.5" x 38.5"	67.3cm x 97.7cm
Sensing Area	20" x 32"	50.8cm x 81.2cm
Thickness (Sensing Area, uncompressed)	0.035"	0.09cm
Thickness (Border – cabling side)	0.043"	0.11cm
Border Width (cabling side)	4.5"	11.4cm
Border Width (non-cabling side)	3"	5.1cm
Cable	46.5" x 2" x 0.16"	118cm x 5.1cm x 0.4cm
Connector	4.76" x 2.76" x 0.09"	12.1cm x 7cm x 0.2cm

SENSING	
Ambient Temperature	10°C–40°C
Ambient Humidity	5% to 90% RH

LX100:40.64.02



KEY FEATURES

- High-resolution sensors with a 12.7 mm pitch (resolution) and 2,560 sensing points
- Very good repeatability
- Low hysteresis and consistent data
- Designed for comfort and healthcare pressure seating applications
- Durable sensor that conforms well to surfaces with a proven track record

REQUIREMENTS FOR OPERATION

- Each LX100:40.64.02 sensor must be connected to one X3 PRO SENSOR PACK
- The X3 PRO SENSOR PACK needs to be connected to an X3 PRO
- The X3 PRO needs to be connected to a power supply and a computer running XSENSOR software to function

* When verified using the standard XSENSOR verification process.

**Sampling rate based on using X3 PRO Electronics. Frame rate may vary based on computer configuration.

SENSORS LX100:40.40.10

PRODUCT DESCRIPTION

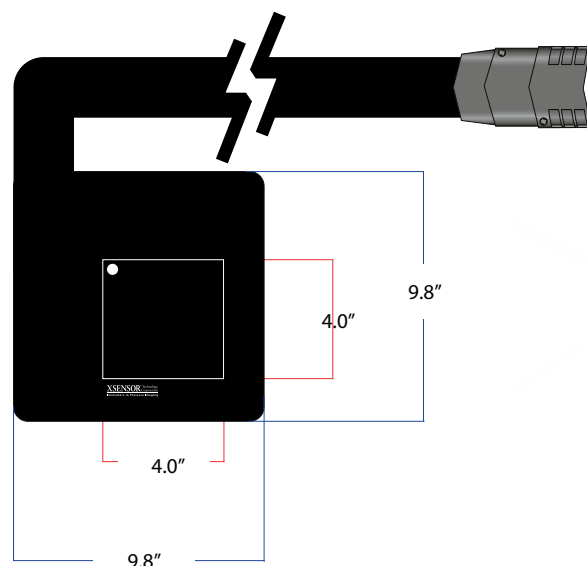
The X3 LX100 series of sensors are designed as a conformable and durable sensor for measuring interface pressures. These capacitive sensors are ideal for assessing automotive and aerospace seat designs and manufacturing quality. The LX100 series of sensors are highly accurate due to high repeatability, low hysteresis, and low creep characteristics. Due to their accuracy, repeatability, and durability they are also used for automated quality control processes.

SENSING		
Sensor Technology	Capacitive Pressure Imaging	
Pressure Range	0.1-3.87psi	
	0.07-2.7N/cm ²	
Spatial Resolution	0.1"	2.54mm
Accuracy	± 5% full scale*	
Sampling Frame Rate	39 frames/s**	

PHYSICAL CHARACTERISTICS		
Total Area	9.8" x 9.8"	24.8cm x 24.8cm
Sensing Area	4" x 4"	10.2cm x 10.2cm
Thickness (Sensing Area, uncompressed)	0.035"	0.09cm
Thickness (Border – cabling side)	0.04"	0.11cm
Border Width (cabling side)	4"	10.2cm
Border Width (non-cabling side)	1.7"	4.4cm
Cable	31.5" x 2" x 0.16"	80cm x 5.1cm x 0.4cm
Connector	4.76" x 2.76" x 0.9"	12.1cm x 7cm x 2.3cm

SENSING	
Ambient Temperature	10°C–40°C
Ambient Humidity	5% to 90% RH

LX100:40.40.10



KEY FEATURES

- High-resolution sensors with a 2.54 mm pitch (resolution) and 1,600 sensing points
- Very good repeatability
- Low hysteresis and consistent data
- Designed for comfort and healthcare pressure seating applications
- Durable sensor that conforms well to surfaces with a proven track record

REQUIREMENTS FOR OPERATION

- Each LX100:40.40.10 sensor must be connected to one X3 PRO SENSOR PACK
- The X3 PRO SENSOR PACK must be connected to an X3 PRO
- The X3 PRO needs to be connected to a power supply and a computer running XSENSOR software to function

* When verified using the standard XSENSOR verification process.

**Sampling rate based on using X3 PRO Electronics. Frame rate may vary based on computer configuration.

SENSORS LX100:60.60.10

PRODUCT DESCRIPTION

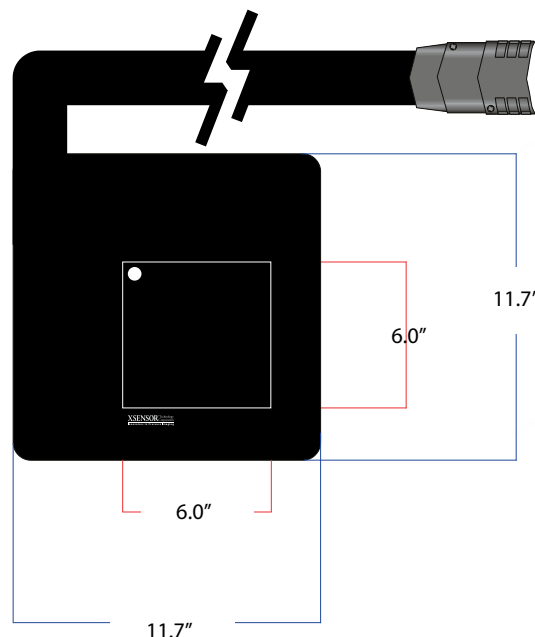
The X3 LX100 series of sensors are designed as a conformable and durable sensor for measuring interface pressures. These capacitive sensors are ideal for assessing automotive and aerospace seat designs and manufacturing quality. The LX100 series of sensors are highly accurate due to high repeatability, low hysteresis, and low creep characteristics. Due to their accuracy, repeatability, and durability they are also used for automated quality control processes.

SENSING		
Sensor Technology	Capacitive Pressure Imaging	
Pressure Range	0.1-3.87psi	
	0.07N-2.7/cm ²	
Spatial Resolution	0.1"	2.54mm
Accuracy	± 5% full scale*	
Sampling Frame Rate	30 frames/s**	

PHYSICAL CHARACTERISTICS		
Total Area	11.7" x 11.7"	29.8cm x 29.8cm
Sensing Area	6" x 6"	15.2cm x 15.2cm
Thickness (Sensing Area, uncompressed)	0.035"	0.09cm
Thickness (Border – cabling side)	0.04"	0.11cm
Border Width (cabling side)	4"	10.2cm
Border Width (non-cabling side)	1.7"	4.4cm
Cable	31.5" x 2" x 0.16"	80cm x 5.1cm x 0.4cm
Connector	4.76" x 2.76" x 0.9"	12.1cm x 7cm x 2.3cm

SENSING	
Ambient Temperature	10°C–40°C
Ambient Humidity	5% to 90% RH

LX100:60.60.10



KEY FEATURES

- High-resolution sensors with a 2.54 mm pitch (resolution) and 3,600 sensing points
- Very good repeatability
- Low hysteresis and consistent data
- Designed for comfort and healthcare pressure seating applications
- Durable sensor that conforms well to surfaces with a proven track record

REQUIREMENTS FOR OPERATION

- Each LX100:60.60.10 sensor must be connected to one X3 PRO SENSOR PACK
- The X3 PRO SENSOR PACK must be connected to an X3 PRO
- The X3 PRO needs to be connected to a power supply and a computer running XSENSOR software to function

* When verified using the standard XSENSOR verification process.

**Sampling rate based on using X3 PRO Electronics. Frame rate may vary based on computer configuration.

SENSORS **LX100:25.100.10**

PRODUCT DESCRIPTION

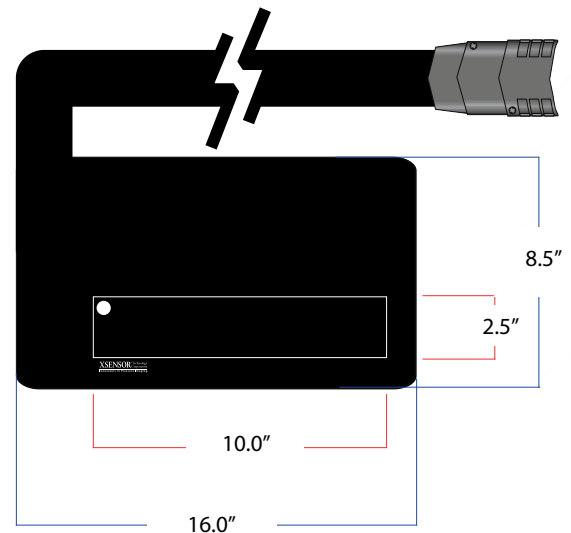
The X3 LX100 series of sensors are designed as a conformable and durable sensor for measuring interface pressures. These capacitive sensors are ideal for assessing automotive and aerospace seat designs and manufacturing quality. The LX100 series of sensors are highly accurate due to high repeatability, low hysteresis, and low creep characteristics. Due to their accuracy, repeatability, and durability they are also used for automated quality control processes.

SENSING		
Sensor Technology	Capacitive Pressure Imaging	
Pressure Range	0.1– 3.87 psi	
	0.07– 2.7 N/cm ² ,	
Spatial Resolution	0.1"	2.54mm
Accuracy	± 5% full scale*	
Sampling Frame Rate	73 frames/s**	

PHYSICAL CHARACTERISTICS		
Total Area	8.5" x 16"	21.6cm x 40.7cm
Sensing Area	2.5" x 10"	6.35cm x 25.4cm
Thickness (Sensing Area, uncompressed)	0.035"	0.09cm
Thickness (Border – cabling side)	0.04"	0.11cm
Border Width (cabling side)	4"	10.2cm
Border Width (non-cabling side)	2"	5.1cm
Cable	31.5" x 2" x 0.27"	80cm x 5.1cm x 0.7cm
Connector	4.76" x 2.76" x 0.9"	12.1cm x 7cm x 2.3cm

SENSING	
Ambient Temperature	10°C–40°C
Ambient Humidity	5% to 90% RH

LX100:25.100.10



KEY FEATURES

- High-resolution sensors with a 2.54 mm pitch (resolution) and 2,500 sensing points
- Very good repeatability
- Low hysteresis and consistent data throughout long trials
- Designed for higher pressure seating applications such as ingress-egress testing
- Durable sensor that conforms well to surfaces

REQUIREMENTS FOR OPERATION

- Each LX100:25.100.10 sensor must be connected to two X3 PRO SENSOR PACKS
- The X3 PRO SENSOR PACKS need to be connected to an X3 PRO
- The X3 PRO needs to be connected to a power supply and a computer running XSENSOR software to function

* When verified using the standard XSENSOR verification process.

**Sampling rate based on using X3 PRO Electronics. Frame rate may vary based on computer configuration.

SENSORS **LX100:50.100.10**

PRODUCT DESCRIPTION

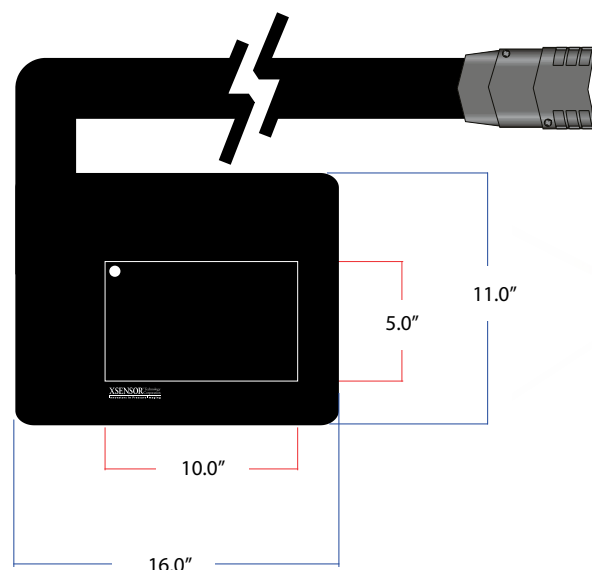
The X3 LX100 series of sensors are designed as a conformable and durable sensor for measuring interface pressures. These capacitive sensors are ideal for assessing automotive and aerospace seat designs and manufacturing quality. The LX100 series of sensors are highly accurate due to high repeatability, low hysteresis, and low creep characteristics. Due to their accuracy, repeatability, and durability they are also used for automated quality control processes.

SENSING		
Sensor Technology	Capacitive Pressure Imaging	
Pressure Range	0.1–3.87psi	
	0.07-2.7N/cm ²	
Spatial Resolution	0.1"	2.54mm
Accuracy	± 5% full scale*	
Sampling Frame Rate	36 frames/s**	

PHYSICAL CHARACTERISTICS		
Total Area	11" x 16"	28cm x 40.7cm
Sensing Area	5" x 10"	12.7cm x 25.4cm
Thickness (Sensing Area, uncompressed)	0.035"	0.09cm
Thickness (Border – cabling side)	0.04"	0.11cm
Border Width (cabling side)	4"	10.2cm
Border Width (non-cabling side)	2"	5.1cm
Cable	31.5" x 2" x 0.27"	80cm x 5.1cm x 0.7cm
Connector	4.76" x 2.76" x 0.9"	12.1cm x 7cm x 2.3cm

SENSING	
Ambient Temperature	10°C–40°C
Ambient Humidity	5% to 90% RH

LX100:50.100.10



KEY FEATURES

- High-resolution sensors with a 2.54 mm pitch (resolution) and 5,000 sensing points
- Very good repeatability
- Low hysteresis and consistent data throughout long trials
- Designed for higher pressure seating applications such as ingress-egress testing
- Durable sensor that conforms well to surfaces

REQUIREMENTS FOR OPERATION

- Each LX100:50.100.10 sensor must be connected to two X3 PRO SENSOR PACKS
- The X3 PRO SENSOR PACKS need to be connected to an X3 PRO
- The X3 PRO needs to be connected to a power supply and a computer running XSENSOR software to function

* When verified using the standard XSENSOR verification process.

**Sampling rate based on using X3 PRO Electronics. Frame rate may vary based on computer configuration.

SENSORS LX100:100.100.10

PRODUCT DESCRIPTION

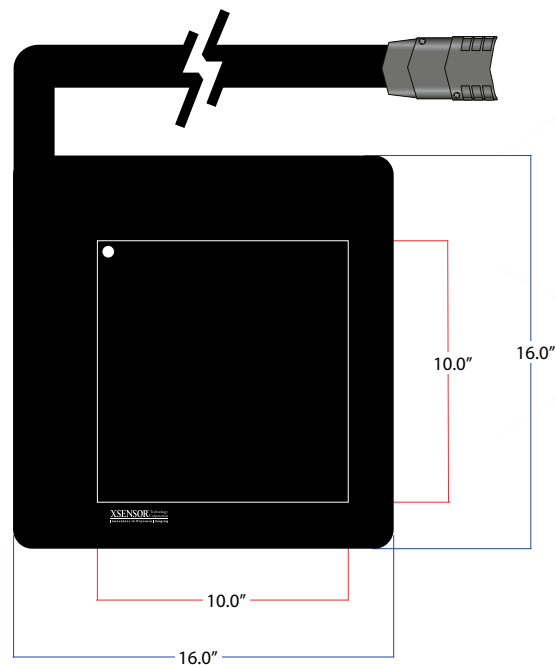
The X3 LX100 series of sensors are designed as a conformable and durable sensor for measuring interface pressures. These capacitive sensors are ideal for assessing automotive and aerospace seat designs and manufacturing quality. The LX100 series of sensors are highly accurate due to high repeatability, low hysteresis, and low creep characteristics. Due to their accuracy, repeatability, and durability they are also used for automated quality control processes.

SENSING		
Sensor Technology	Capacitive Pressure Imaging	
Pressure Range	0.1–3.87psi	
	0.07–2.7N/cm ²	
Spatial Resolution	0.1"	2.54mm
Accuracy	± 5% full scale*	
Sampling Frame Rate	14 frames/s**	

PHYSICAL CHARACTERISTICS		
Total Area	16" x 16"	40.7cm x 40.7cm
Sensing Area	10" x 10"	25.4cm x 25.4cm
Thickness (Sensing Area, uncompressed)	0.035"	0.09cm
Thickness (Border – cabling side)	0.04"	0.11cm
Border Width (cabling side)	4"	10.2cm
Border Width (non-cabling side)	2"	5.1cm
Cable	31.5" x 2" x 0.27"	80cm x 5.1cm x 0.7cm
Connector	4.76" x 2.76" x 0.9"	12.1cm x 7cm x 2.3cm

SENSING	
Ambient Temperature	10°C–40°C
Ambient Humidity	5% to 90% RH

LX100:100.100.10



KEY FEATURES

- High-resolution sensors with a 2.54mm pitch (resolution) and 10,000 sensing points
- Very good repeatability
- Low hysteresis and consistent data throughout long trials
- Designed for higher pressure seating applications such as ingress-egress testing
- Durable sensor that conforms well to surfaces

REQUIREMENTS FOR OPERATION

- Each LX100:100.100.10 sensor must be connected to two X3 PRO SENSOR PACKS
- The X3 PRO SENSOR PACKS need to be connected to an X3 PRO
- The X3 PRO needs to be connected to a power supply and a computer running XSENSOR software to function

* When verified using the standard XSENSOR verification process.

**Sampling rate based on using X3 PRO Electronics. Frame rate may vary based on computer configuration.

SENSORS LX100:100.100.05

PRODUCT DESCRIPTION

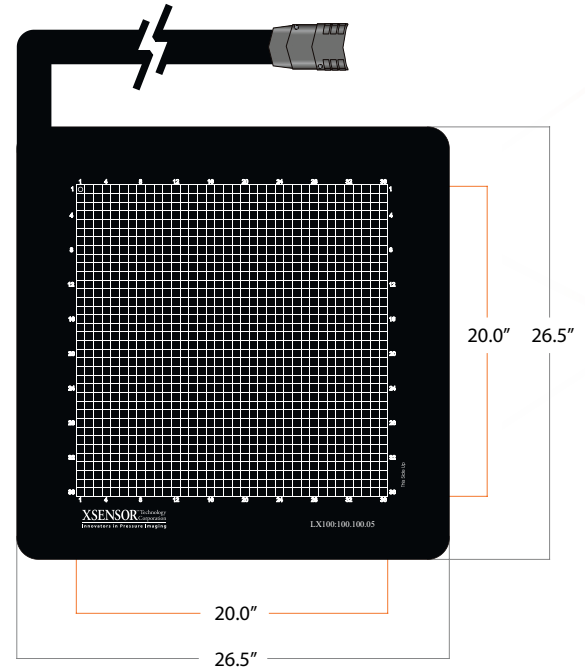
The X3 LX100 series of sensors are designed as a conformable and durable sensor for measuring interface pressures. These capacitive sensors are ideal for assessing automotive and aerospace seat designs and manufacturing quality. The LX100 series of sensors are highly accurate due to high repeatability, low hysteresis, and low creep characteristics. Due to their accuracy, repeatability, and durability they are also used for automated quality control processes.

SENSING		
Sensor Technology	Capacitive Pressure Imaging	
Pressure Range	0.1-3.87psi	
	0.07-2.7N/cm ²	
Spatial Resolution	0.2"	5.08mm
Accuracy	± 5% full scale*	
Sampling Frame Rate	15 frames/s**	

PHYSICAL CHARACTERISTICS		
Total Area	26.5" x 26.5"	67.3cm x 67.3cm
Sensing Area	20" x 20"	50.8cm x 50.8cm
Thickness (Sensing Area, uncompressed)	0.03"	0.09cm
Thickness (Border – cabling side)	0.04"	0.11cm
Border Width (cabling side)	4.5"	11.4cm
Border Width (non-cabling side)	2"	5.1cm
Cable	46.5" x 2" x 0.3"	118cm x 5.1cm x 0.8cm
Connector	4.76" x 2.76" x 0.09"	12.1cm x 7cm x 0.2cm

SENSING	
Ambient Temperature	10°C–40°C
Ambient Humidity	5% to 90% RH

LX100:100.100.05



KEY FEATURES

- High-resolution sensors with a 5.08 mm pitch (resolution) and 10,000 sensing points
- Very good repeatability
- Low hysteresis and consistent data throughout long trials
- Designed for higher pressure seating applications such as ingress-egress testing
- Durable sensor that conforms well to surfaces

REQUIREMENTS FOR OPERATION

- Each LX100.100.100.05 sensor must be connected to two X3 PRO SENSOR PACKS
- The X3 PRO SENSOR PACKS need to be connected to an X3 PRO
- The X3 PRO needs to be connected to a power supply and a computer running XSENSOR software to function

* When verified using the standard XSENSOR verification process.

**Sampling rate based on using X3 PRO Electronics. Frame rate may vary based on computer configuration.

SENSORS LX100:100.160.05

PRODUCT DESCRIPTION


The X3 LX100 series of sensors are designed as a conformable and durable sensor for measuring interface pressures. These capacitive sensors are ideal for assessing automotive and aerospace seat designs and manufacturing quality. The LX100 series of sensors are highly accurate due to high repeatability, low hysteresis, and low creep characteristics. Due to their accuracy, repeatability, and durability they are also used for automated quality control processes.

SENSING		
Sensor Technology	Capacitive Pressure Imaging	
Pressure Range	0.1-3.87psi	
	0.07-2.7N/cm ²	
Spatial Resolution	0.2"	5.08mm
Accuracy	± 5% full scale*	
Sampling Frame Rate	15 frames/s**	

PHYSICAL CHARACTERISTICS		
Total Area	26.5" x 38.5"	67.3cm x 97.7cm
Sensing Area	20" x 32"	50.8cm x 81.2cm
Thickness (Sensing Area, uncompressed)	0.03"	0.09cm
Thickness (Border – cabling side)	0.04"	0.11cm
Border Width (cabling side)	4.5"	11.4cm
Border Width (non-cabling side)	2"	5.1cm
Cable	46.5" x 2" x 0.47"	118cm x 5.1cm x 1.2cm
Connector	4.76" x 2.76" x 0.09"	12.1cm x 7cm x 0.2cm

SENSING	
Ambient Temperature	10°C–40°C
Ambient Humidity	5% to 90% RH

LX100:100.160.05



KEY FEATURES

- High-resolution sensors with a 5.08 mm pitch (resolution) and 16,000 sensing points
- Very good repeatability
- Low hysteresis and consistent data throughout long trials
- Designed for higher pressure seating applications such as ingress-egress testing
- Durable sensor that conforms well to surfaces

REQUIREMENTS FOR OPERATION

- Each LX100:100.160.05 sensor must be connected to three X3 PRO SENSOR PACKS
- The X3 PRO SENSOR PACKS need to be connected to an X3 PRO
- The X3 PRO needs to be connected to a power supply and a computer running XSENSOR software to function

* When verified using the standard XSENSOR verification process.

**Sampling rate based on using X3 PRO Electronics. Frame rate may vary based on computer configuration.

SENSORS **LX100:12.12.05**

PRODUCT DESCRIPTION

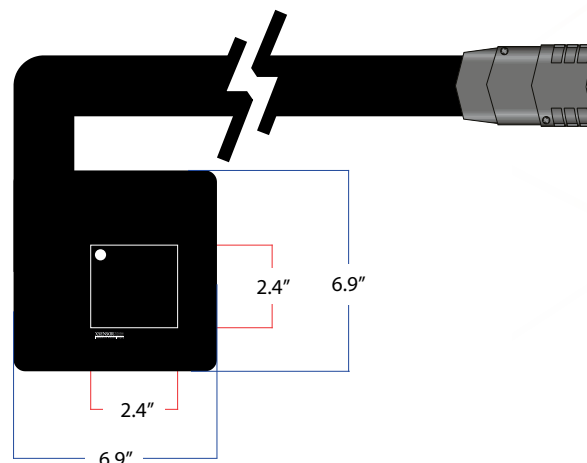
The X3 LX100 series of sensors are designed as a conformable and durable sensor for measuring interface pressures. These capacitive sensors are ideal for assessing automotive and aerospace seat designs and manufacturing quality. The LX100 series of sensors are highly accurate due to high repeatability, low hysteresis, and low creep characteristics. Due to their accuracy, repeatability, and durability they are also used for automated quality control processes.

SENSING		
Sensor Technology	Capacitive Pressure Imaging	
Pressure Range	0.1-3.87psi	
	0.07–2.7N/cm ²	
Spatial Resolution	0.2"	5.08mm
Accuracy	± 5% full scale*	
Sampling Frame Rate	95 frames/s**	

PHYSICAL CHARACTERISTICS		
Total Area	6.9" x 6.9"	17.7cm x 17.6cm
Sensing Area	2.4" x 2.4"	6.1cm x 6.1cm
Thickness (Sensing Area, uncompressed)	0.03"	0.09cm
Thickness (Border – cabling side)	0.04"	0.11cm
Border Width (cabling side)	3"	7.7cm
Border Width (non-cabling side)	1.5"	3.8cm
Cable	46.5" x 2" x 0.16"	118cm x 2.5cm x 0.4cm
Connector	4.76" x 2.76" x 0.9"	12.1cm x 7cm x 0.2cm

SENSING	
Ambient Temperature	10°C–40°C
Ambient Humidity	5% to 90% RH

LX100:12.12.05



KEY FEATURES

- High-resolution sensors with a 5.08 mm pitch (resolution) and 144 sensing points
- Very good repeatability
- Low hysteresis and consistent data throughout long trials
- Designed for higher pressure seating applications such as ingress-egress testing
- Durable sensor that conforms well to surfaces

REQUIREMENTS FOR OPERATION

- Each LX100:12.12.05 sensor must be connected to one X3 PRO SENSOR PACK
- The X3 PRO SENSOR PACK must be connected to an X3 PRO
- The X3 PRO needs to be connected to a power supply and a computer running XSENSOR software to function

* When verified using the standard XSENSOR verification process.

**Sampling rate based on using X3 PRO Electronics. Frame rate may vary based on computer configuration.

SENSORS LX100:15.30.05

PRODUCT DESCRIPTION

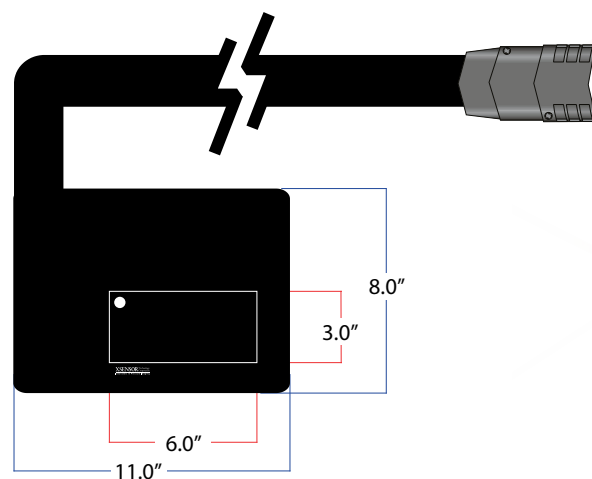
The X3 LX100 series of sensors are designed as a conformable and durable sensor for measuring interface pressures. These capacitive sensors are ideal for assessing automotive and aerospace seat designs and manufacturing quality. The LX100 series of sensors are highly accurate due to high repeatability, low hysteresis, and low creep characteristics. Due to their accuracy, repeatability, and durability they are also used for automated quality control processes.

SENSING		
Sensor Technology	Capacitive Pressure Imaging	
Pressure Range	0.1-3.87psi	
	0.07 – 2.7N/cm ²	
Spatial Resolution	0.2"	5.08mm
Accuracy	± 5% full scale*	
Sampling Frame Rate	95 frames/s**	

PHYSICAL CHARACTERISTICS		
Total Area	8" x 11"	20.3cm x 27.9cm
Sensing Area	3" x 6"	7.6cm x 15.2cm
Thickness (Sensing Area, uncompressed)	0.024"	0.06cm
Thickness (Border – cabling side)	0.12"	0.3cm
Border Width (cabling side)	3.5"	8.9cm
Border Width (non-cabling side)	1.5"	3.8cm
Cable	42" x 2" x 0.5"	106.7cm x 5.1cm x 0.5cm
Connector	4.76" x 2.76" x 0.9"	12.1cm x 7cm x 0.2cm

SENSING	
Ambient Temperature	10°C–40°C
Ambient Humidity	5% to 90% RH

LX100:15.30.05



KEY FEATURES

- High-resolution sensors with a 5.08mm pitch (resolution) and 450 sensing points
- Very good repeatability
- Low hysteresis and consistent data throughout long trials
- Designed for higher pressure seating applications such as ingress-egress testing
- Durable sensor that conforms well to surfaces

REQUIREMENTS FOR OPERATION

- Each LX100:15:30.05 sensor must be connected to one X3 PRO SENSOR PACK
- The X3 PRO SENSOR PACK needs to be connected to an X3 PRO
- The X3 PRO needs to be connected to a power supply and a computer running XSENSOR software to function

* When verified using the standard XSENSOR verification process.

**Sampling rate based on using X3 PRO Electronics. Frame rate may vary based on computer configuration.

SENSORS LX100:15.50.05

PRODUCT DESCRIPTION

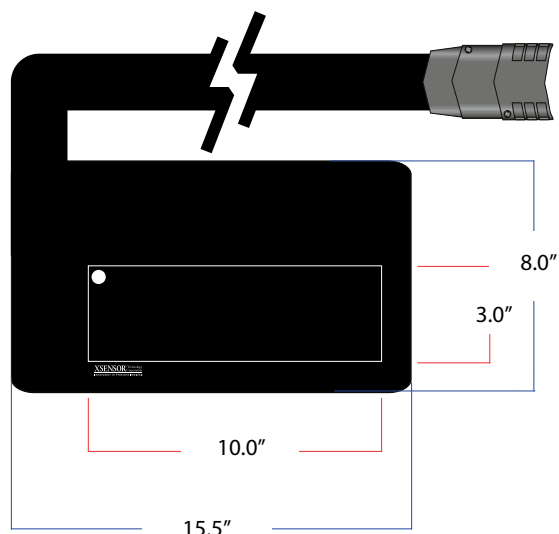
The X3 LX100 series of sensors are designed as a conformable and durable sensor for measuring interface pressures. These capacitive sensors are ideal for assessing automotive and aerospace seat designs and manufacturing quality. The LX100 series of sensors are highly accurate due to high repeatability, low hysteresis, and low creep characteristics. Due to their accuracy, repeatability, and durability they are also used for automated quality control processes.

SENSING		
Sensor Technology	Capacitive Pressure Imaging	
Pressure Range	0.1-3.87psi	
	0.07 – 2.7N/cm ²	
Spatial Resolution	0.2"	5.08mm
Accuracy	± 5% full scale*	
Sampling Frame Rate	95 frames/s**	

PHYSICAL CHARACTERISTICS		
Total Area	8" x 15.5"	20.3cm x 39.4cm
Sensing Area	3" x 10"	7.6cm x 25.4cm
Thickness (Sensing Area, uncompressed)	0.024"	0.06cm
Thickness (Border – cabling side)	0.12"	0.3cm
Border Width (cabling side)	4"	10.2cm
Border Width (non-cabling side)	1.5"	3.8cm
Cable	42" x 2" x 0.16"	118cm x 5.1cm x 0.4cm
Connector	4.76" x 2.76" x 0.9"	12.1cm x 7cm x 0.2cm

SENSING	
Ambient Temperature	10°C–40°C
Ambient Humidity	5% to 90% RH

LX100:15.50.05



KEY FEATURES

- High-resolution sensors with a 5.08mm pitch (resolution) and 750 sensing points
- Very good repeatability
- Low hysteresis and consistent data throughout long trials
- Designed for higher pressure seating applications such as ingress-egress testing
- Durable sensor that conforms well to surfaces

REQUIREMENTS FOR OPERATION

- Each LX100:15:50.05 sensor must be connected to one X3 PRO SENSOR PACK
- The X3 PRO SENSOR PACK needs to be connected to an X3 PRO
- The X3 PRO needs to be connected to a power supply and a computer running XSENSOR software to function

* When verified using the standard XSENSOR verification process.

**Sampling rate based on using X3 PRO Electronics. Frame rate may vary based on computer configuration.

SENSORS LX100:25.50.05

PRODUCT DESCRIPTION

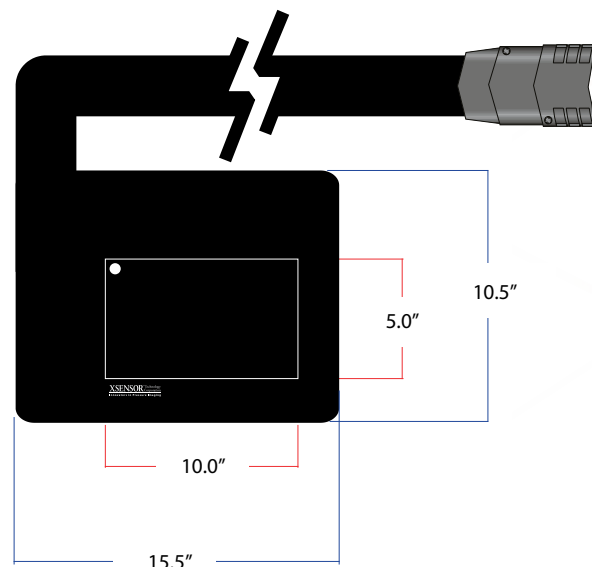
The X3 LX100 series of sensors are designed as a conformable and durable sensor for measuring interface pressures. These capacitive sensors are ideal for assessing automotive and aerospace seat designs and manufacturing quality. The LX100 series of sensors are highly accurate due to high repeatability, low hysteresis, and low creep characteristics. Due to their accuracy, repeatability, and durability they are also used for automated quality control processes.

SENSING		
Sensor Technology	Capacitive Pressure Imaging	
Pressure Range	0.1-3.87psi	
	0.07 – 2.7N/cm ²	
Spatial Resolution	0.2"	5.08mm
Accuracy	± 5% full scale*	
Sampling Frame Rate	40 frames/s**	

PHYSICAL CHARACTERISTICS		
Total Area	10.5" x 15.5"	26.7cm x 39.4cm
Sensing Area	5" x 10"	12.7cm x 25.4cm
Thickness (Sensing Area, uncompressed)	0.03"	0.09cm
Thickness (Border – cabling side)	0.04"	0.11cm
Border Width (cabling side)	4"	10.2cm
Border Width (non-cabling side)	1.5"	3.8cm
Cable	46.5" x 2" x 0.16"	118cm x 5.1cm x 0.4cm
Connector	4.76" x 2.76" x 0.9"	12.1cm x 7cm x 0.2cm

SENSING	
Ambient Temperature	10°C–40°C
Ambient Humidity	5% to 90% RH

LX100:25.50.05



KEY FEATURES

- High-resolution sensors with a 5.08 mm pitch (resolution) and 1,250 sensing points
- Very good repeatability
- Low hysteresis and consistent data throughout long trials
- Designed for higher pressure seating applications such as ingress-egress testing
- Durable sensor that conforms well to surfaces

REQUIREMENTS FOR OPERATION

- Each LX100:25.50.05 sensor must be connected to one X3 PRO SENSOR PACK
- The X3 PRO SENSOR PACK needs to be connected to an X3 PRO
- The X3 PRO needs to be connected to a power supply and a computer running XSENSOR software to function

* When verified using the standard XSENSOR verification process.

**Sampling rate based on using X3 PRO Electronics. Frame rate may vary based on computer configuration.

SENSORS LX100:50.50.05

PRODUCT DESCRIPTION

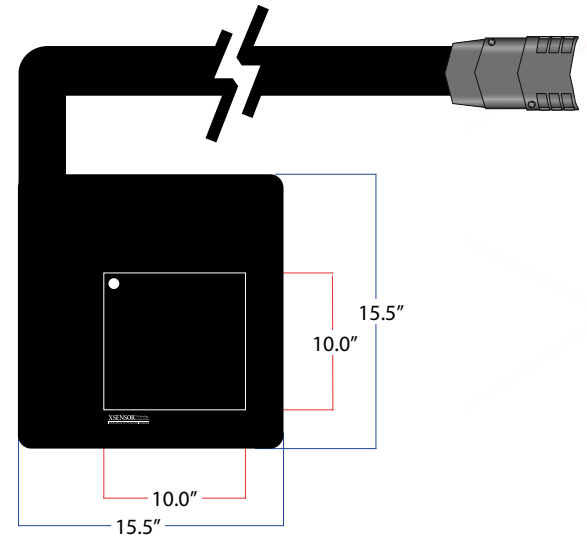
The X3 LX100 series of sensors are designed as a conformable and durable sensor for measuring interface pressures. These capacitive sensors are ideal for assessing automotive and aerospace seat designs and manufacturing quality. The LX100 series of sensors are highly accurate due to high repeatability, low hysteresis, and low creep characteristics. Due to their accuracy, repeatability, and durability they are also used for automated quality control processes.

SENSING		
Sensor Technology	Capacitive Pressure Imaging	
Pressure Range	0.1-3.87psi	
	0.07 – 2.7N/cm ²	
Spatial Resolution	0.2"	5.08mm
Accuracy	± 5% full scale*	
Sampling Frame Rate	38 frames/s**	

PHYSICAL CHARACTERISTICS		
Total Area	15.5" x 15.5"	39.9cm x 39.9cm
Sensing Area	10" x 10"	25.4cm x 25.4cm
Thickness (Sensing Area, uncompressed)	0.03"	0.09cm
Thickness (Border – cabling side)	0.04"	0.11cm
Border Width (cabling side)	4"	10.2cm
Border Width (non-cabling side)	1.5"	3.8cm
Cable	46.5" x 2" x 0.16"	118cm x 5.1cm x 0.4cm
Connector	4.76" x 2.76" x 0.9"	12.1cm x 7cm x 0.2cm

SENSING	
Ambient Temperature	10°C–40°C
Ambient Humidity	5% to 90% RH

LX100:50.50.05



KEY FEATURES

- High-resolution sensors with a 5.08mm pitch (resolution) and 2,500 sensing points
- Very good repeatability
- Low hysteresis and consistent data throughout long trials
- Designed for higher pressure seating applications such as ingress-egress testing
- Durable sensor that conforms well to surfaces

REQUIREMENTS FOR OPERATION

- Each LX100:50:50.05 sensor must be connected to one X3 PRO SENSOR PACK
- The X3 PRO SENSOR PACK needs to be connected to an X3 PRO
- The X3 PRO needs to be connected to a power supply and a computer running XSENSOR software to function

* When verified using the standard XSENSOR verification process.

**Sampling rate based on using X3 PRO Electronics. Frame rate may vary based on computer configuration.

SENSORS LX100:10.64.05

PRODUCT DESCRIPTION

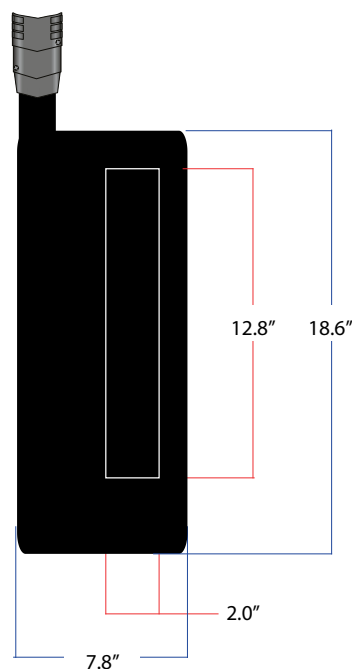
The X3 LX100 series of sensors are designed as a conformable and durable sensor for measuring interface pressures. These capacitive sensors are ideal for assessing automotive and aerospace seat designs and manufacturing quality. The LX100 series of sensors are highly accurate due to high repeatability, low hysteresis, and low creep characteristics. Due to their accuracy, repeatability, and durability they are also used for automated quality control processes.

SENSING		
Sensor Technology	Capacitive Pressure Imaging	
Pressure Range	0.1–3.87psi	
	0.07–2.7N/cm ²	
Spatial Resolution	0.2"	5.08mm
Accuracy	± 5% full scale*	
Sampling Frame Rate	60 frames/s**	

PHYSICAL CHARACTERISTICS		
Total Area	7.8" x 18.6"	19.9cm x 47.3cm
Sensing Area	2" x 12.8"	5.08cm x 32.5cm
Thickness (Sensing Area, uncompressed)	0.024"	0.06cm
Thickness (Border – cabling side)	0.04"	0.1cm
Border Width (cabling side)	4.3"	11cm
Border Width (non-cabling side)	1.5"	3.8cm
Cable	-	-
Connector	4.76" x 2.76" x 0.9"	12.1cm x 7cm x 0.2cm

SENSING	
Ambient Temperature	10°C–40°C
Ambient Humidity	5% to 90% RH

LX100:10.64.05



KEY FEATURES

- High-resolution sensors with a 5.08 mm pitch (resolution) and 640 sensing points
- Very good repeatability
- Low hysteresis and consistent data throughout long trials
- Designed for higher pressure seating applications such as ingress-egress testing
- Durable sensor that conforms well to surfaces

REQUIREMENTS FOR OPERATION

- Each LX100:10.64.05 sensor must be connected to one X3 PRO SENSOR PACK
- The X3 PRO SENSOR PACK needs to be connected to an X3 PRO
- The X3 PRO needs to be connected to a power supply and a computer running XSENSOR software to function

* When verified using the standard XSENSOR verification process.

**Sampling rate based on using X3 PRO Electronics. Frame rate may vary based on computer configuration.

SENSORS LX210:36.36.02

PRODUCT DESCRIPTION

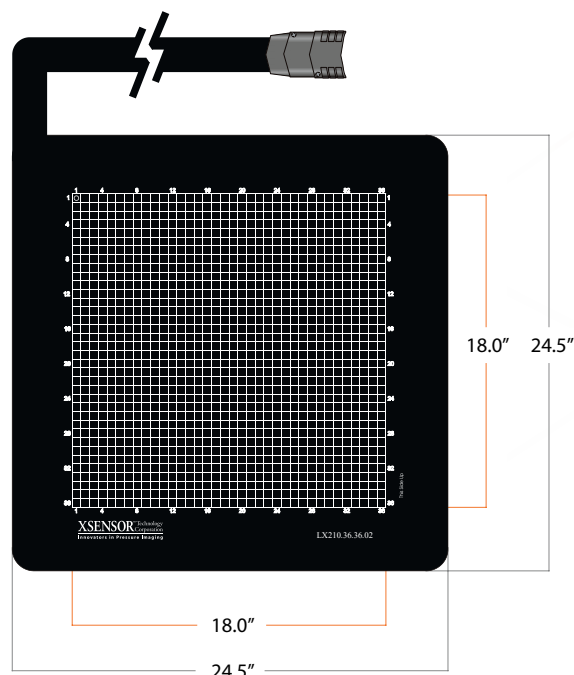
The X3 LX210 replaces the LX200 series. They are designed as a confirmable and durable sensor for measuring interface pressures. These capacitive sensors are ideal for assessing automotive and aerospace ingress-egress, seat design, and manufacturing quality. The LX210 series of sensors are highly accurate due to high repeatability, low hysteresis, and low creep characteristics. Due to their pressure range they have also been used in a variety of research and product testing environments.

SENSING		
Sensor Technology	Capacitive Pressure Imaging	
Pressure Range	0.1–15psi	
	0.07–10.3N/cm ²	
Spatial Resolution	0.5"	12.7mm
Accuracy	± 5% full scale*	
Sampling Frame Rate	45 frames/s**	

PHYSICAL CHARACTERISTICS		
Total Area	24.5" x 24.5"	62.2cm x 62.2cm
Sensing Area	18" x 18"	45.7cm x 45.7cm
Thickness (Sensing Area, uncompressed)	0.03"	0.09cm
Thickness (Border – cabling side)	0.04"	0.11cm
Border Width (cabling side)	4.5"	11.4cm
Border Width (non-cabling side)	2"	5.1cm
Cable	46.5" x 2" x 0.16"	118cm x 5.1cm x 0.4cm
Connector	4.76" x 2.76" x 0.9"	12.1cm x 7cm x 0.2cm

SENSING	
Ambient Temperature	10°C–40°C
Ambient Humidity	5% to 90% RH

LX210:36.36.02



KEY FEATURES

- High-resolution sensors with a 12.7 mm pitch (resolution) and 1,296 sensing points
- Very good repeatability
- Low hysteresis and consistent data throughout long trials
- Designed for higher pressure seating applications such as ingress-egress testing
- Durable sensor that conforms well to surfaces

REQUIREMENTS FOR OPERATION

- Each LX210:36.36.02 sensor must be connected to one X3 PRO SENSOR PACK
- The X3 PRO SENSOR PACK must be connected to an X3 PRO
- The X3 PRO needs to be connected to a power supply and a computer running XSENSOR software to function

* When verified using the standard XSENSOR verification process.

**Sampling rate based on using X3 PRO Electronics. Frame rate may vary based on computer configuration.

SENSORS LX210:40.40.02

PRODUCT DESCRIPTION

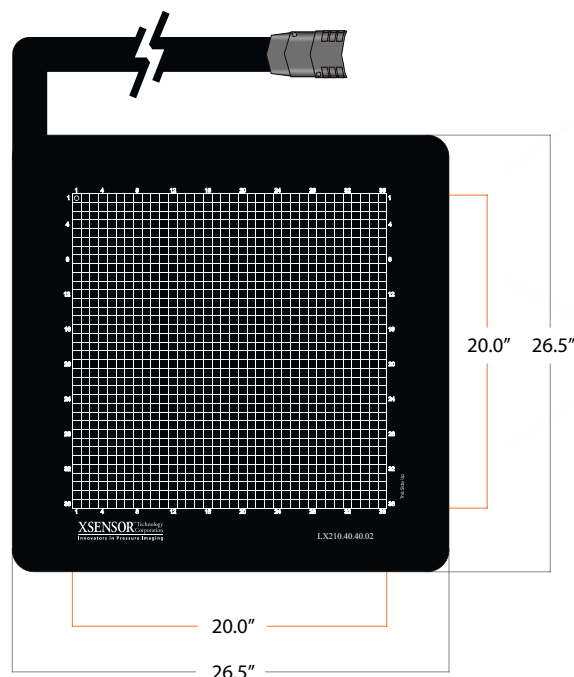
The X3 LX210 replaces the LX200 series. They are designed as a confirmable and durable sensor for measuring interface pressures. These capacitive sensors are ideal for assessing automotive and aerospace ingress-egress, seat design, and manufacturing quality. The LX210 series of sensors are highly accurate due to high repeatability, low hysteresis, and low creep characteristics. Due to their pressure range they have also been used in a variety of research and product testing environments.

SENSING		
Sensor Technology	Capacitive Pressure Imaging	
Pressure Range	0.1–15psi	
	0.07–10.3N/cm ²	
Spatial Resolution	0.5"	12.7mm
Accuracy	± 5% full scale*	
Sampling Frame Rate	40 frames/s**	

PHYSICAL CHARACTERISTICS		
Total Area	26.5" x 26.5"	67.3cm x 67.3cm
Sensing Area	20" x 20"	50.8cm x 50.8cm
Thickness (Sensing Area, uncompressed)	0.03"	0.09cm
Thickness (Border – cabling side)	0.04"	0.11cm
Border Width (cabling side)	4.5"	11.4cm
Border Width (non-cabling side)	2"	5.1cm
Cable	46.5" x 2" x 0.16"	118cm x 5.1cm x 0.4cm
Connector	4.76" x 2.76" x 0.9"	12.1cm x 7cm x 2.3cm

SENSING	
Ambient Temperature	10°C–40°C
Ambient Humidity	5% to 90% RH

LX210:40.40.02



KEY FEATURES

- High-resolution sensors with a 12.7 mm pitch (resolution) and 1,600 sensing points
- Very good repeatability
- Low hysteresis and consistent data throughout long trials
- Designed for higher pressure seating applications such as ingress-egress testing
- Durable sensor that conforms well to surfaces

REQUIREMENTS FOR OPERATION

- Each LX210:40.40.02 sensor must be connected to one X3 PRO SENSOR PACK
- The X3 PRO SENSOR PACK must be connected to an X3 PRO
- The X3 PRO needs to be connected to a power supply and a computer running XSENSOR software to function

* When verified using the standard XSENSOR verification process.

**Sampling rate based on using X3 PRO Electronics. Frame rate may vary based on computer configuration.

SENSORS LX210:48.48.02

PRODUCT DESCRIPTION

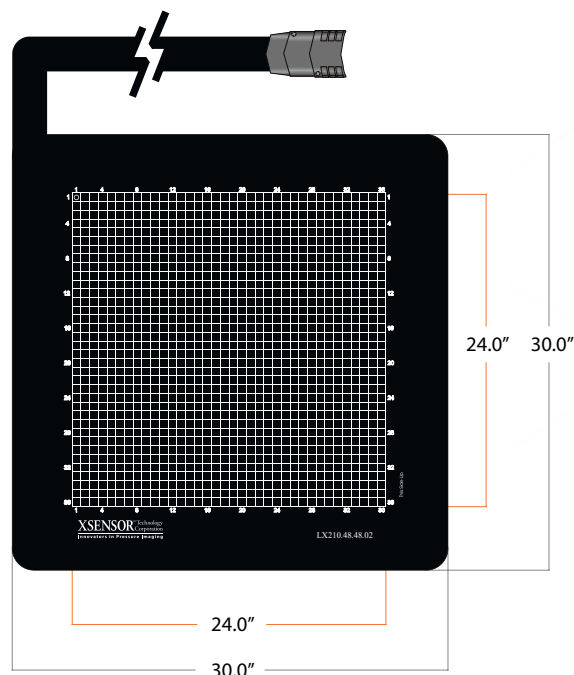
The X3 LX210 replaces the LX200 series. They are designed as a confirmable and durable sensor for measuring interface pressures. These capacitive sensors are ideal for assessing automotive and aerospace ingress-egress, seat design, and manufacturing quality. The LX210 series of sensors are highly accurate due to high repeatability, low hysteresis, and low creep characteristics. Due to their pressure range they have also been used in a variety of research and product testing environments.

SENSING		
Sensor Technology	Capacitive Pressure Imaging	
Pressure Range	0.1–15psi	
	0.07–10.3N/cm ²	
Spatial Resolution	0.5"	12.7mm
Accuracy	± 5% full scale*	
Sampling Frame Rate	39 frames/s**	

PHYSICAL CHARACTERISTICS		
Total Area	30" x 30"	76.4cm x 76.4cm
Sensing Area	24" x 24"	60.9cm x 60.9cm
Thickness (Sensing Area, uncompressed)	0.03"	0.09cm
Thickness (Border – cabling side)	0.04"	0.11cm
Border Width (cabling side)	4.5"	11.4cm
Border Width (non-cabling side)	2"	5.1cm
Cable	46.5" x 2" x 0.16"	118cm x 5.1cm x 0.4cm
Connector	4.76" x 2.76" x 0.9"	12.1cm x 7cm x 2.3cm

SENSING	
Ambient Temperature	10°C–40°C
Ambient Humidity	5% to 90% RH

LX210:48.48.02



KEY FEATURES

- High-resolution sensors with a 12.7 mm pitch (resolution) and 2,304 sensing points
- Very good repeatability
- Low hysteresis and consistent data throughout long trials
- Designed for higher pressure seating applications such as ingress-egress testing
- Durable sensor that conforms well to surfaces

REQUIREMENTS FOR OPERATION

- Each LX210:48.48.02 sensor must be connected to one X3 PRO SENSOR PACK
- The X3 PRO SENSOR PACK must be connected to an X3 PRO
- The X3 PRO needs to be connected to a power supply and a computer running XSENSOR software to function

* When verified using the standard XSENSOR verification process.

**Sampling rate based on using X3 PRO Electronics. Frame rate may vary based on computer configuration.

SENSORS LX210:40.64.02

PRODUCT DESCRIPTION


The X3 LX210 replaces the LX200 series. They are designed as a confirmable and durable sensor for measuring interface pressures. These capacitive sensors are ideal for assessing automotive and aerospace ingress-egress, seat design, and manufacturing quality. The LX210 series of sensors are highly accurate due to high repeatability, low hysteresis, and low creep characteristics. Due to their pressure range they have also been used in a variety of research and product testing environments.

SENSING		
Sensor Technology	Capacitive Pressure Imaging	
Pressure Range	0.1–15psi	
	0.07–10.3N/cm ²	
Spatial Resolution	0.5"	12.7mm
Accuracy	± 5% full scale*	
Sampling Frame Rate	39 frames/s**	

PHYSICAL CHARACTERISTICS		
Total Area	26" x 38"	66.3cm x 96.7cm
Sensing Area	20" x 32"	50.8cm x 81.2cm
Thickness (Sensing Area, uncompressed)	0.03"	0.09cm
Thickness (Border – cabling side)	0.04"	0.11cm
Border Width (cabling side)	4.5"	11.4cm
Border Width (non-cabling side)	2"	5.1cm
Cable	46.5" x 2" x 0.16"	118cm x 5.1cm x 0.4cm
Connector	4.76" x 2.76" x 0.09"	12.1cm x 7cm x 0.2cm

SENSING	
Ambient Temperature	10°C–40°C
Ambient Humidity	5% to 90% RH

LX210:40.64.02



KEY FEATURES

- High-resolution sensors with a 12.7 mm pitch (resolution) and 2,560 sensing points
- Very good repeatability
- Low hysteresis and consistent data
- Designed for comfort and healthcare pressure seating applications
- Durable sensor that conforms well to surfaces with a proven track record

REQUIREMENTS FOR OPERATION

- Each LX210:40.64.02 sensor must be connected to one X3 PRO SENSOR PACK
- The X3 PRO SENSOR PACK must be connected to an X3 PRO
- The X3 PRO needs to be connected to a power supply and a computer running XSENSOR software to function

* When verified using the standard XSENSOR verification process.

**Sampling rate based on using X3 PRO Electronics. Frame rate may vary based on computer configuration.

SENSORS LX210:12.12.05

PRODUCT DESCRIPTION

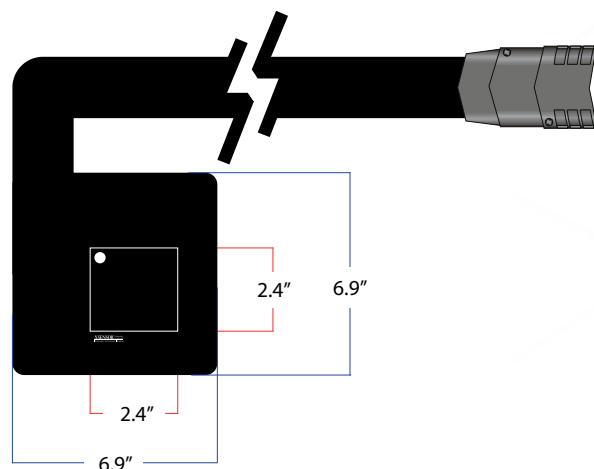
The X3 LX210 replaces the LX200 series. They are designed as a confirmable and durable sensor for measuring interface pressures. These capacitive sensors are ideal for assessing automotive and aerospace ingress-egress, seat design, and manufacturing quality. The LX210 series of sensors are highly accurate due to high repeatability, low hysteresis, and low creep characteristics. Due to their pressure range they have also been used in a variety of research and product testing environments.

SENSING		
Sensor Technology	Capacitive Pressure Imaging	
Pressure Range	0.1-15psi	
	0.14–11N/cm ²	
Spatial Resolution	0.2"	5.08mm
Accuracy	± 5% full scale*	
Sampling Frame Rate	95 frames/s**	

PHYSICAL CHARACTERISTICS		
Total Area	6.9" x 6.9"	17.6cm x 17.6cm
Sensing Area	2.4" x 2.4"	6.1cm x 6.1cm
Thickness (Sensing Area, uncompressed)	0.03"	0.09cm
Thickness (Border – cabling side)	0.04"	0.11cm
Border Width (cabling side)	3"	7.7cm
Border Width (non-cabling side)	1.5"	3.8cm
Cable	46.5" x 2" x 0.16"	118cm x 5.1cm x 0.4cm
Connector	4.76" x 2.76" x 0.9"	12.1cm x 7cm x 0.2cm

SENSING	
Ambient Temperature	10°C–40°C
Ambient Humidity	5% to 90% RH

LX210:12.12.05



KEY FEATURES

- High-resolution sensors with a 5.08 mm pitch (resolution) and 144 sensing points
- Very good repeatability
- Low hysteresis and consistent data
- Designed for comfort and healthcare pressure seating applications
- Durable sensor that conforms well to surfaces with a proven track record

REQUIREMENTS FOR OPERATION

- Each LX210:12.12.05 sensor must be connected to one X3 PRO SENSOR PACK
- The X3 PRO SENSOR PACK must be connected to an X3 PRO
- The X3 PRO needs to be connected to a power supply and a computer running XSENSOR software to function

* When verified using the standard XSENSOR verification process.

**Sampling rate based on using X3 PRO Electronics. Frame rate may vary based on computer configuration.

SENSORS LX210:15.30.05

PRODUCT DESCRIPTION

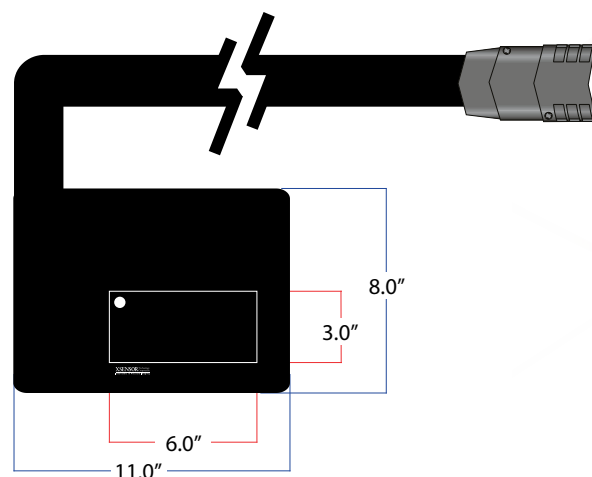
The X3 LX210 replaces the LX200 series. They are designed as a confirmable and durable sensor for measuring interface pressures. These capacitive sensors are ideal for assessing automotive and aerospace ingress-egress, seat design, and manufacturing quality. The LX210 series of sensors are highly accurate due to high repeatability, low hysteresis, and low creep characteristics. Due to their pressure range they have also been used in a variety of research and product testing environments.

SENSING		
Sensor Technology	Capacitive Pressure Imaging	
Pressure Range	0.1-15psi	
	0.14-11N/cm ²	
Spatial Resolution	0.2"	5.08mm
Accuracy	± 5% full scale*	
Sampling Frame Rate	95 frames/s**	

PHYSICAL CHARACTERISTICS		
Total Area	8" x 11"	20.3cm x 27.9cm
Sensing Area	3" x 6"	7.6cm x 15.2cm
Thickness (Sensing Area, uncompressed)	0.03"	0.09cm
Thickness (Border – cabling side)	0.04"	0.11cm
Border Width (cabling side)	3.5"	8.9cm
Border Width (non-cabling side)	1.5"	3.8cm
Cable	46.5" x 2" x 0.16"	118cm x 5.1cm x 0.4cm
Connector	4.76" x 2.76" x 0.09"	12.1cm x 7cm x 0.2cm

SENSING	
Ambient Temperature	10°C–40°C
Ambient Humidity	5% to 90% RH

LX210:15.30.05



KEY FEATURES

- High-resolution sensors with a 5.08 mm pitch (resolution) and 450 sensing points
- Very good repeatability
- Low hysteresis and consistent data
- Designed for comfort and healthcare pressure seating applications
- Durable sensor that conforms well to surfaces with a proven track record

REQUIREMENTS FOR OPERATION

- Each LX210:15.30.05 sensor must be connected to one X3 PRO SENSOR PACK
- The X3 PRO SENSOR PACK must be connected to an X3 PRO
- The X3 PRO needs to be connected to a power supply and a computer running XSENSOR software to function

* When verified using the standard XSENSOR verification process.

**Sampling rate based on using X3 PRO Electronics. Frame rate may vary based on computer configuration.

SENSORS LX210:15.50.05

PRODUCT DESCRIPTION

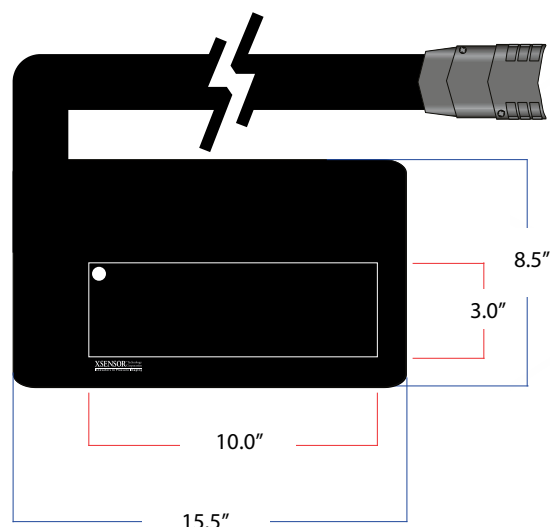
The X3 LX210 replaces the LX200 series. They are designed as a confirmable and durable sensor for measuring interface pressures. These capacitive sensors are ideal for assessing automotive and aerospace ingress-egress, seat design, and manufacturing quality. The LX210 series of sensors are highly accurate due to high repeatability, low hysteresis, and low creep characteristics. Due to their pressure range they have also been used in a variety of research and product testing environments.

SENSING		
Sensor Technology	Capacitive Pressure Imaging	
Pressure Range	0.1-15psi	
	0.14-11N/cm ²	
Spatial Resolution	0.2"	5.08mm
Accuracy	± 5% full scale*	
Sampling Frame Rate	95 frames/s**	

PHYSICAL CHARACTERISTICS		
Total Area	8.5" x 15.5"	21.6cm x 39.4cm
Sensing Area	3" x 10"	7.6cm x 25.4cm
Thickness (Sensing Area, uncompressed)	0.03"	0.09cm
Thickness (Border – cabling side)	0.04"	0.11cm
Border Width (cabling side)	4"	10.2cm
Border Width (non-cabling side)	1.5"	3.8cm
Cable	46.5" x 2" x 0.16"	118cm x 5.1cm x 0.4cm
Connector	4.76" x 2.76" x 0.09"	12.1cm x 7cm x 0.2cm

SENSING	
Ambient Temperature	10°C–40°C
Ambient Humidity	5% to 90% RH

LX210:15.50.05



KEY FEATURES

- High-resolution sensors with a 5.08 mm pitch (resolution) and 750 sensing points
- Very good repeatability
- Low hysteresis and consistent data
- Designed for comfort and healthcare pressure seating applications
- Durable sensor that conforms well to surfaces with a proven track record

REQUIREMENTS FOR OPERATION

- Each LX210:15.50.05 sensor must be connected to one X3 PRO SENSOR PACK
- The X3 PRO SENSOR PACK must be connected to an X3 PRO
- The X3 PRO needs to be connected to a power supply and a computer running XSENSOR software to function

* When verified using the standard XSENSOR verification process.

**Sampling rate based on using X3 PRO Electronics. Frame rate may vary based on computer configuration.

SENSORS LX210:25.50.05

Update Info

PRODUCT DESCRIPTION

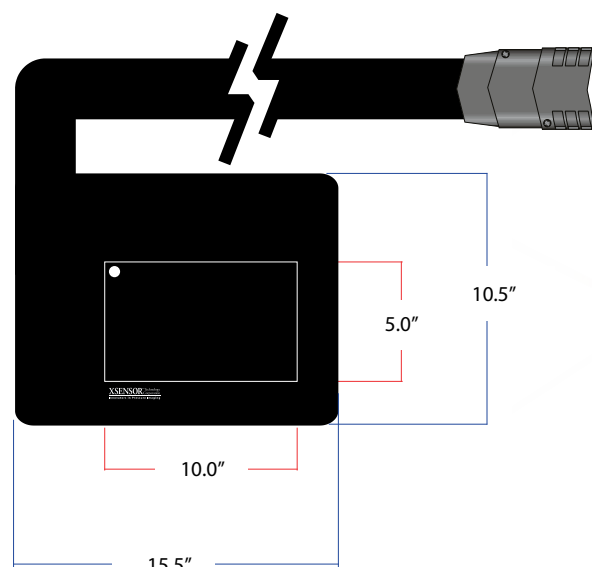
The X3 LX210 replaces the LX200 series. They are designed as a confirmable and durable sensor for measuring interface pressures. These capacitive sensors are ideal for assessing automotive and aerospace ingress-egress, seat design, and manufacturing quality. The LX210 series of sensors are highly accurate due to high repeatability, low hysteresis, and low creep characteristics. Due to their pressure range they have also been used in a variety of research and product testing environments.

SENSING	
Sensor Technology	Capacitive Pressure Imaging
Pressure Range	0.1-15psi
	0.14–11N/cm ²
Spatial Resolution	0.2" 5.08mm
Accuracy	± 5% full scale*
Sampling Frame Rate	40 frames/s**

PHYSICAL CHARACTERISTICS		
Total Area	10.5" x 15.5"	26.7cm x 39.4cm
Sensing Area	5" x 10"	12.7cm x 25.4cm
Thickness (Sensing Area, uncompressed)	0.03"	0.09cm
Thickness (Border – cabling side)	0.04"	0.11cm
Border Width (cabling side)	3.2"	10.2cm
Border Width (non-cabling side)	1.5"	3.8cm
Cable	46.5" x 2" x 0.16"	118cm x 5.1cm x 0.4cm
Connector	4.76" x 2.76" x 0.09"	12.1cm x 7cm x 0.2cm

SENSING	
Ambient Temperature	10°C–40°C
Ambient Humidity	5% to 90% RH

LX210:25.50.05



KEY FEATURES

- High-resolution sensors with a 5.08 mm pitch (resolution) and 1,250 sensing points
- Very good repeatability
- Low hysteresis and consistent data
- Designed for comfort and healthcare pressure seating applications
- Durable sensor that conforms well to surfaces with a proven track record

REQUIREMENTS FOR OPERATION

- Each LX210:25.50.05 sensor must be connected to one X3 PRO SENSOR PACK
- The X3 PRO SENSOR PACK must be connected to an X3 PRO
- The X3 PRO needs to be connected to a power supply and a computer running XSENSOR software to function

* When verified using the standard XSENSOR verification process.

**Sampling rate based on using X3 PRO Electronics. Frame rate may vary based on computer configuration.

SENSORS LX210:50.50.05

PRODUCT DESCRIPTION

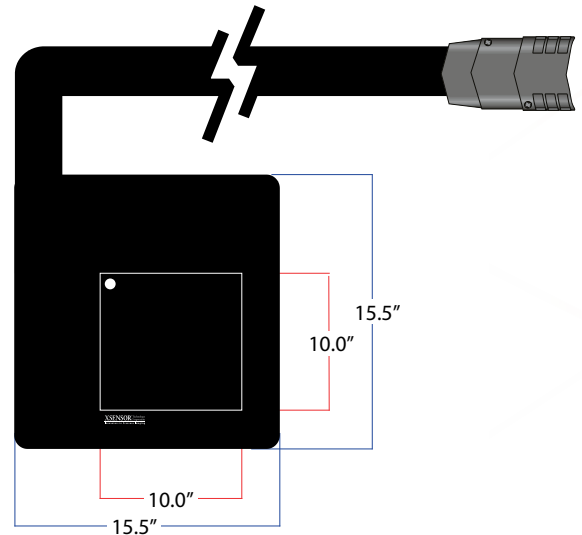
The X3 LX210 replaces the LX200 series. They are designed as a confirmable and durable sensor for measuring interface pressures. These capacitive sensors are ideal for assessing automotive and aerospace ingress-egress, seat design, and manufacturing quality. The LX210 series of sensors are highly accurate due to high repeatability, low hysteresis, and low creep characteristics. Due to their pressure range they have also been used in a variety of research and product testing environments.

SENSING		
Sensor Technology	Capacitive Pressure Imaging	
Pressure Range	0.1-15psi	
	0.14–11N/cm ²	
Spatial Resolution	0.2"	5.08mm
Accuracy	± 5% full scale*	
Sampling Frame Rate	35 frames/s**	

PHYSICAL CHARACTERISTICS		
Total Area	15.5" x 15.5"	39.9cm x 39.9cm
Sensing Area	10" x 10"	25.4 x 25.4cm
Thickness (Sensing Area, uncompressed)	0.03"	0.09cm
Thickness (Border – cabling side)	0.04"	0.11cm
Border Width (cabling side)	4."	10.2cm
Border Width (non-cabling side)	1.5"	3.8cm
Cable	46.5" x 2" x 0.16"	118cm x 5.1cm x 0.4cm
Connector	4.76" x 2.76" x 0.09"	12.1cm x 7cm x 0.2cm

SENSING	
Ambient Temperature	10°C–40°C
Ambient Humidity	5% to 90% RH

LX210:50.50.05



KEY FEATURES

- High-resolution sensors with a 5.08 mm pitch (resolution) and 2,500 sensing points
- Very good repeatability
- Low hysteresis and consistent data
- Designed for comfort and healthcare pressure seating applications
- Durable sensor that conforms well to surfaces with a proven track record

REQUIREMENTS FOR OPERATION

- Each LX210:50.50.05 sensor must be connected to one X3 PRO SENSOR PACK
- The X3 PRO SENSOR PACK must be connected to an X3 PRO
- The X3 PRO needs to be connected to a power supply and a computer running XSENSOR software to function

* When verified using the standard XSENSOR verification process.

**Sampling rate based on using X3 PRO Electronics. Frame rate may vary based on computer configuration.

SENSORS LX205:40.40.10

PRODUCT DESCRIPTION

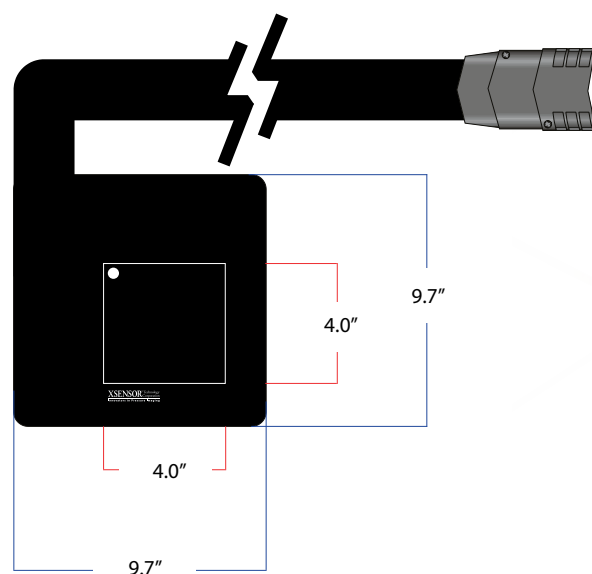
The LX205:40.40.10 is a mid-range pressure sensor with over 16,000 sensing points. The sensor can be used for measuring hand pressures on surfaces, automated clamping pressures, seal pressures, and for higher pressure research or design testing. The LX205:40.40.10 is a thin and conformable sensor that can fit into tight spaces and can be used on uneven surfaces. Additionally, the sensor provides a very fast data acquisition rate for capturing rapid movements.

SENSING		
Sensor Technology	Capacitive Pressure Imaging	
Pressure Range	0.2-16psi	
	0.7-10.3N/cm ²	
Spatial Resolution	0.1"	2.54mm
Accuracy	± 10% full scale*	
Sampling Frame Rate	39 frames/s**	

PHYSICAL CHARACTERISTICS		
Total Area	9.7" x 9.7"	24.8cm x 24.8cm
Sensing Area	4" x 4"	10.2cm x 10.2cm
Thickness (Sensing Area, uncompressed)	0.03"	0.09cm
Thickness (Border – cabling side)	0.04"	0.11cm
Border Width (cabling side)	4"	10.2cm
Border Width (non-cabling side)	1.7"	4.4cm
Cable	31.5" x 2" x 0.16"	80cm x 5.1cm x 0.4cm
Connector	4.76" x 2.76" x 0.9"	12.1cm x 7cm x 2.3cm

SENSING	
Ambient Temperature	10°C–40°C
Ambient Humidity	5% to 90% RH

LX205:40.40.10



KEY FEATURES

- High-resolution sensors with a 2.54 mm pitch (resolution) and 1,600 sensing points
- Designed for high-quality pressure images with fast data acquisition
- Excellent for both lab and environmental testing
- Conformable sensor that can measure pressures on uneven surfaces

REQUIREMENTS FOR OPERATION

- Each LX205:40.40.10 sensor must be connected to one X3 PRO SENSOR PACK
- The X3 PRO SENSOR PACK must be connected to an X3 PRO
- The X3 PRO needs to be connected to a power supply and a computer running XSENSOR software to function

* When verified using the standard XSENSOR verification process.

**Sampling rate based on using X3 PRO Electronics. Frame rate may vary based on computer configuration.

SENSORS **LX205:60.60.10**

PRODUCT DESCRIPTION

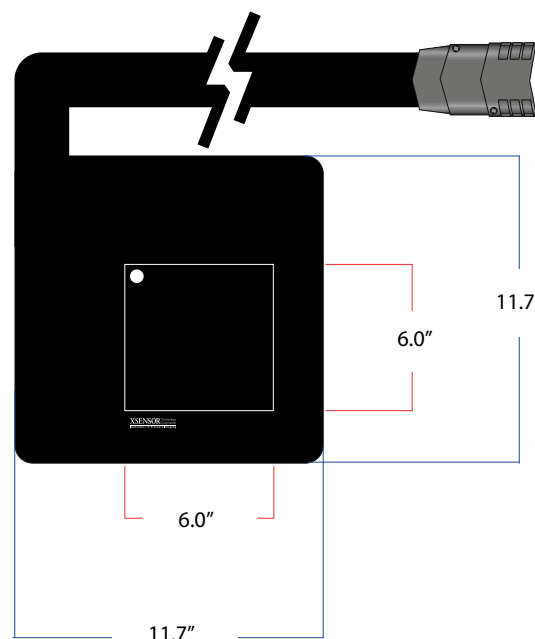
The LX205:60.60.10 is a mid-range pressure sensor with 3,600 sensing points. The sensor can be used for measuring hand pressures on surfaces, automated clamping pressures, seal pressures, and for higher pressure research or design testing. The LX205:60.60.10 is a thin and conformable sensor that can fit into tight spaces and can be used on uneven surfaces. Additionally, the sensor provides a very fast data acquisition rate for capturing rapid movements.

SENSING		
Sensor Technology	Capacitive Pressure Imaging	
Pressure Range	0.2-16psi	
	0.07-10.3/cm ²	
Spatial Resolution	0.1"	2.54mm
Accuracy	± 10% full scale*	
Sampling Frame Rate	30 frames/s**	

PHYSICAL CHARACTERISTICS		
Total Area	11.7" x 11.7"	29.8cm x 29.8cm
Sensing Area	6" x 6"	15.2cm x 15.2cm
Thickness (Sensing Area, uncompressed)	0.03"	0.09cm
Thickness (Border – cabling side)	0.04"	0.11cm
Border Width (cabling side)	4"	10.2cm
Border Width (non-cabling side)	1.7"	4.4cm
Cable	31.5" x 2" x 0.16"	80cm x 5.1cm x 0.4cm
Connector	4.76" x 2.76" x 0.9"	12.1cm x 7cm x 2.3cm

SENSING	
Ambient Temperature	10°C–40°C
Ambient Humidity	5% to 90% RH

LX205:60.60.10



KEY FEATURES

- High-resolution sensors with a 2.54 mm pitch (resolution) and 3,600 sensing points
- Designed for high-quality pressure images with fast data acquisition
- Excellent for both lab and environmental testing
- Conformable sensor that can measure pressures on uneven surfaces

REQUIREMENTS FOR OPERATION

- Each LX205:60.60.10 sensor must be connected to one X3 PRO SENSOR PACK
- The X3 PRO SENSOR PACK must be connected to an X3 PRO
- The X3 PRO needs to be connected to a power supply and a computer running XSENSOR software to function

* When verified using the standard XSENSOR verification process.

**Sampling rate based on using X3 PRO Electronics. Frame rate may vary based on computer configuration.

SENSORS **LX205:25.100.10**

PRODUCT DESCRIPTION

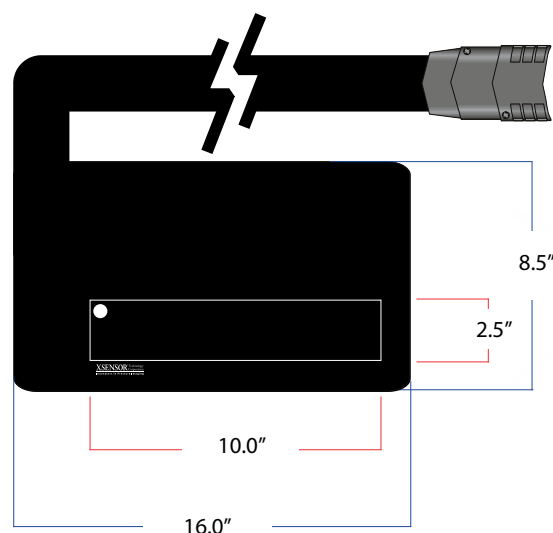
The LX205.100.10 sensor is small, narrow, high resolution sensor. The sensor has been used for assessing applied pressures from fingers, robotic hands, and other low pressure applications. Due to the resolution and the pressure range, the sensor can detect small changes in pressures and provides very clear images.

SENSING		
Sensor Technology	Capacitive Pressure Imaging	
Pressure Range	0.2-16psi	
	0.07-10.3N/cm ²	
Spatial Resolution	0.1"	2.54mm
Accuracy	± 10% full scale*	
Sampling Frame Rate	37 frames/s**	

PHYSICAL CHARACTERISTICS		
Total Area	8.5" x 16"	21.75cm x 40.7cm
Sensing Area	2.5" x 10"	6.45cm x 25.4cm
Thickness (Sensing Area, uncompressed)	0.03"	0.09cm
Thickness (Border – cabling side)	0.04"	0.11cm
Border Width (cabling side)	4"	10.2cm
Border Width (non-cabling side)	2"	5.1cm
Cable	31.5" x 2" x 0.27"	80cm x 5.1cm x 0.7cm
Connector	4.76" x 2.76" x 0.9"	12.1cm x 7.0cm x 2.3cm

SENSING	
Ambient Temperature	10°C–40°C
Ambient Humidity	5% to 90% RH

LX205:25.100.10



KEY FEATURES

- High-resolution sensors with a 2.54 mm pitch (resolution) and 2,500 sensing points
- Designed for high-quality pressure images with exceptional detail
- Excellent for both lab and environmental testing
- Has been used to measure finger pressures

REQUIREMENTS FOR OPERATION

- Each LX205:25.100.10 sensor must be connected to two X3 PRO SENSOR PACKS
- The X3 PRO SENSOR PACKS need to be connected to an X3 PRO
- The X3 PRO needs to be connected to a power supply and a computer running XSENSOR software to function

* When verified using the standard XSENSOR verification process.

**Sampling rate based on using X3 PRO Electronics. Frame rate may vary based on computer configuration.

SENSORS **LX205:50.100.10**

PRODUCT DESCRIPTION

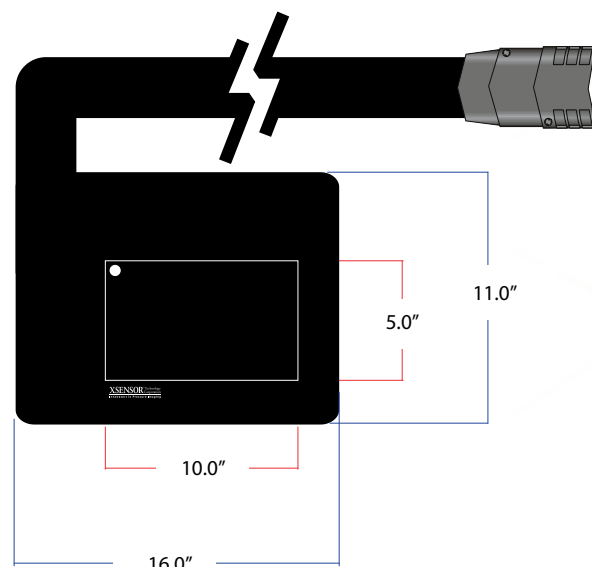
The LX205 series of sensors are designed as a conformable and durable sensor for measuring interface pressures. These capacitive sensors were initially designed for medical applications in rehabilitation seating and have since been more widely used in automotive seating, aerospace, research, and product design.

SENSING		
Sensor Technology	Capacitive Pressure Imaging	
Pressure Range	0.2-16 psi	
	0.07-10.3N/cm ²	
Spatial Resolution	0.1"	2.54mm
Accuracy	± 10% full scale*	
Sampling Frame Rate	36 frames/s**	

PHYSICAL CHARACTERISTICS		
Total Area	11" x 16"	28cm x 40.7cm
Sensing Area	5" x 10"	12.7cm x 25.4cm
Thickness (Sensing Area, uncompressed)	0.03"	0.09cm
Thickness (Border – cabling side)	0.04"	0.11cm
Border Width (cabling side)	4"	10.2cm
Border Width (non-cabling side)	2"	5.1cm
Cable	31.5" x 2" x 0.27"	80cm x 5.1cm x 0.7cm
Connector	4.76" x 2.76" x 0.9"	12.1cm x 7cm x 2.3cm

SENSING	
Ambient Temperature	10°C–40°C
Ambient Humidity	5% to 90% RH

LX205:50.100.10



KEY FEATURES

- High-resolution sensors with a 2.54 mm pitch (resolution) and 5,000 sensing points
- Designed for high-quality pressure images with exceptional detail
- Excellent for both lab and environmental testing

REQUIREMENTS FOR OPERATION

- Each LX205:50.100.10 sensor must be connected to two X3 PRO SENSOR PACKS
- The X3 PRO SENSOR PACKS need to be connected to an X3 PRO
- The X3 PRO needs to be connected to a power supply and a computer running XSENSOR software to function

* When verified using the standard XSENSOR verification process.

**Sampling rate based on using X3 PRO Electronics. Frame rate may vary based on computer configuration.

SENSORS LX205:100.100.10

PRODUCT DESCRIPTION

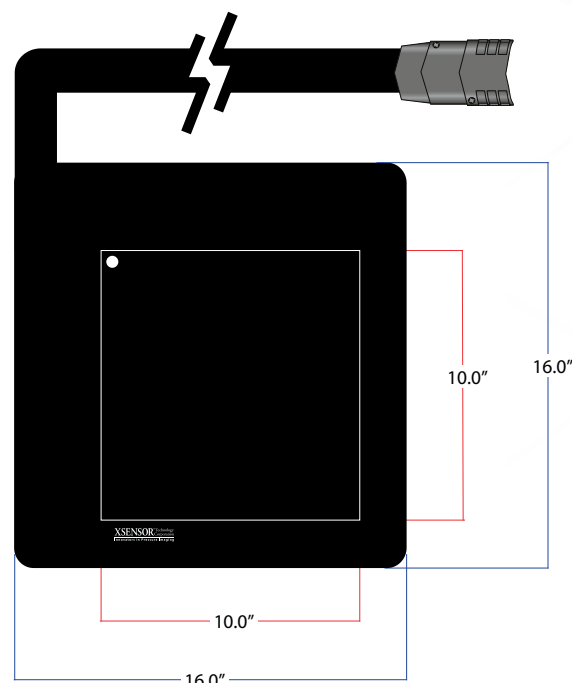
The LX205 series of sensors are designed as a conformable and durable sensor for measuring interface pressures. These capacitive sensors were initially designed for medical applications in rehabilitation seating and have since been more widely used in automotive seating, aerospace, research, and product design.

SENSING		
Sensor Technology	Capacitive Pressure Imaging	
Pressure Range	0.2-16psi	
	0.07-10.3N/cm ²	
Spatial Resolution	0.1"	2.54mm
Accuracy	± 10% full scale*	
Sampling Frame Rate	14 frames/s**	

PHYSICAL CHARACTERISTICS		
Total Area	16" x 16"	40.7cm x 40.7cm
Sensing Area	10" x 10"	25.4cm x 25.4cm
Thickness (Sensing Area, uncompressed)	0.03"	0.09cm
Thickness (Border – cabling side)	0.04"	0.11cm
Border Width (cabling side)	4"	10.2cm
Border Width (non-cabling side)	2"	5.1cm
Cable	31.5" x 2" x 0.27"	80cm x 5.1cm x 0.7cm
Connector	4.76" x 2.76" x 0.9"	12.1cm x 7cm x 2.3cm

SENSING	
Ambient Temperature	10°C–40°C
Ambient Humidity	5% to 90% RH

LX205:100.100.10



KEY FEATURES

- High-resolution sensors with a 2.54 mm pitch (resolution) and 10,000 sensing points
- Designed for high-quality pressure images with exceptional detail
- Excellent for both lab and environmental testing

REQUIREMENTS FOR OPERATION

- Each LX205:100.100.10 sensor must be connected to two X3 PRO SENSOR PACKS
- The X3 PRO SENSOR PACKS need to be connected to an X3 PRO
- The X3 PRO needs to be connected to a power supply and a computer running XSENSOR software to function

* When verified using the standard XSENSOR verification process.

**Sampling rate based on using X3 PRO Electronics. Frame rate may vary based on computer configuration.

SENSORS IX500:256.256.22

PRODUCT DESCRIPTION

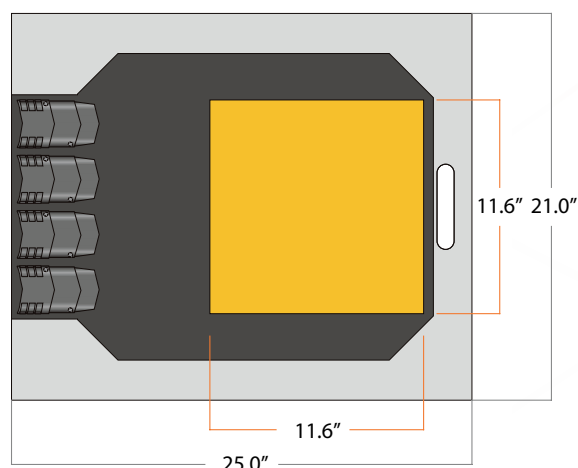
The X3 IX500:256.256.22 is a high pressure sensor designed for automotive tire testing. The sensor has a 1.15mm pitch with 65,536 sensing points and is unsurpassed in terms of accuracy and durability. The high resolution provides very clear image quality for tire tread viewing and analysis. The sensor is mounted on a Lexan backing to provide additional durability. The IX500:256.256.22 has been used for both lab and environmental testing.

SENSING		
Sensor Technology	Capacitive Pressure Imaging	
Pressure Range	10-300psi	
	3.4-69N/cm ² 7-207N/cm ²	
Spatial Resolution	0.5"	1.15mm
Accuracy	± 10% full scale*	
Sampling Frame Rate	6 frames/s**	

PHYSICAL CHARACTERISTICS		
Total Area	25" x 21"	63.5cm x 53.3cm
Sensing Area	11.6" x 11.6"	29.5cm x 29.5cm
Thickness (Sensing Area, uncompressed)	0.06"	0.23cm
Thickness (Border – cabling side)	10.5"	26.7cm
Border Width (cabling side)	4.75"	12.1cm
Border Width (non-cabling side)	2.63"	6.7cm
Cable	-	-
Connector	4.76" x 2.76" x 0.09"	12.1cm x 7cm x 2.3cm

SENSING	
Ambient Temperature	10°C–40°C
Ambient Humidity	5% to 90% RH

IX500:256.256.22



KEY FEATURES

- High-resolution sensors with a 1.15 mm pitch (resolution) and 65,536 sensing points
- Designed for high-quality pressure images with exceptional detail
- Excellent for both lab and environmental testing
- Durable sensors that perform well in subsurface (soil/sand) testing

REQUIREMENTS FOR OPERATION

- Each IX500:256.256.22 sensor must be connected to four X3 PRO SENSOR PACKS
- The X3 PRO SENSOR PACKS must be connected to an X3 PRO
- The X3 PRO needs to be connected to a power supply and a computer running XSENSOR software to function

* When verified using the standard XSENSOR verification process.

**Sampling rate based on using X3 PRO Electronics. Frame rate may vary based on computer configuration.

SENSORS IX500:256.256.16

PRODUCT DESCRIPTION

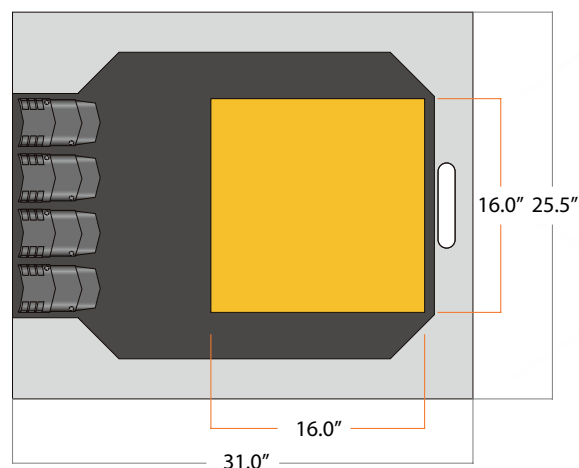
The X3 IX500:256.256.16 is a truck tire sensor with 65,536 sensing points and unsurpassed accuracy and durability. The sensor has a 1.6mm pitch with 65,536 sensing points and is unrivaled in terms of accuracy and durability. The high resolution provides very clear image quality for tire tread viewing and analysis. The sensor is mounted on a Lexan backing to provide additional durability.

SENSING		
Sensor Technology	Capacitive Pressure Imaging	
Pressure Range	10-300psi	
	3.4-69N/cm ² 7-207N/cm ²	
Spatial Resolution	0.063"	1.6mm
Accuracy	± 10% full scale*	
Sampling Frame Rate	6 frames/s**	

PHYSICAL CHARACTERISTICS		
Total Area	25.5" x 31"	64.8cm x 78.7cm
Sensing Area	16" x 16"	40.6cm x 40.6cm
Thickness (Sensing Area, uncompressed)	0.024"	0.06cm
Thickness (Border – cabling side)	0.024"	0.06cm
Border Width (cabling side)	2.85"	7.24cm
Border Width (non-cabling side)	0.4"	1cm
Cable	-	-
Connector	4.76" x 2.76" x 0.9"	12.1cm x 7cm x 2.3cm

SENSING	
Ambient Temperature	10°C–40°C
Ambient Humidity	5% to 90% RH

IX500:256.256.16



KEY FEATURES

- High-resolution sensors with a 1.6 mm pitch (resolution) and 65,536 sensing points
- Designed for high-quality pressure images with exceptional detail
- Excellent for both lab and environmental testing
- Durable sensors that perform well in subsurface (soil/sand) testing

REQUIREMENTS FOR OPERATION

- Each IX500:256.256.16 sensor must be connected to four X3 PRO SENSOR PACKS
- The X3 PRO SENSOR PACKS must be connected to an X3 PRO
- The X3 PRO needs to be connected to a power supply and a computer running XSENSOR software to function

* When verified using the standard XSENSOR verification process.

**Sampling rate based on using X3 PRO Electronics. Frame rate may vary based on computer configuration.

SENSORS IX500:192.192.05

PRODUCT DESCRIPTION

The X3 IX500:192.192.05 is the newest addition to the tire sensor family. This sensor has been designed to test large agriculture tires and mining tires with very large tread patterns.

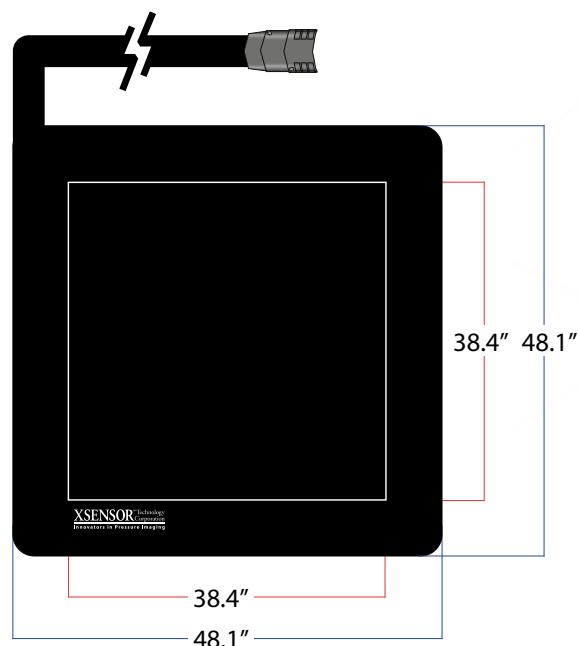
The sensor is mounted onto a supporting sheet of Lexan for additional durability and has a durable urethane cover material for protection from sands and soils. The sensor is supplied with shear-reducing layers which are laid over the sensor to reduce or eliminate shear forces. The IX500:192.192.05 is used in lab and outdoor settings, including subsoil testing for tread impact.

SENSING		
Sensor Technology	Capacitive Pressure Imaging	
Pressure Range	10-300psi	
	7-207N/cm ²	
Spatial Resolution	0.2"	5.08mm
Accuracy	± 10% full scale*	
Sampling Frame Rate	10 frames/s**	

PHYSICAL CHARACTERISTICS		
Total Area	48.1" x 48.1"	122.3cm x 122.3cm
Sensing Area	38.4" x 38.4"	97.5cm x 97.5cm
Thickness (Sensing Area, uncompressed)	0.05"	0.14cm
Thickness (Border – cabling side)	0.07"	0.17cm
Border Width (cabling side)	5.7"	14.5cm
Border Width (non-cabling side)	4"	10.3cm
Cable	46.5" x 2" x 0.5"	118cm x 5.1cm x 1.4cm
Connector	4.76" x 2.76" x 0.9"	12.1cm x 7cm x 2.3cm

SENSING	
Ambient Temperature	10°C–40°C
Ambient Humidity	5% to 90% RH

IX500:192.192.05



KEY FEATURES

- High-resolution sensors with a 5.08 mm pitch (resolution) and 36,864 sensing points
- Designed for large industrial tire testing
- Excellent for both lab and environmental testing
- Durable sensors that performs well in subsurface (soil/sand) testing
- Sensor is mounted on a Lexan backing for added durability

REQUIREMENTS FOR OPERATION

- Each IX500:192.192.05 sensor must be connected to three X3 PRO SENSOR PACKS
- The X3 PRO SENSOR PACKS must be connected to an X3 PRO
- The X3 PRO needs to be connected to a power supply and a computer running XSENSOR software to function

* When verified using the standard XSENSOR verification process.

**Sampling rate based on using X3 PRO Electronics. Frame rate may vary based on computer configuration.

SENSORS IX500:128.128.10

PRODUCT DESCRIPTION

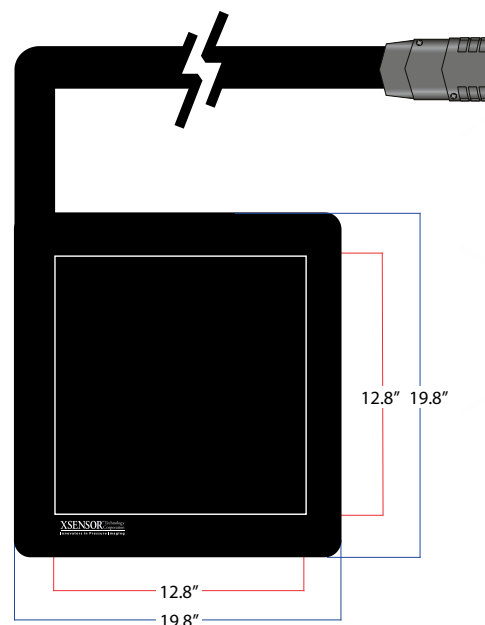
The X3 IX500:128.128.10 is a high pressure sensor with 16,384 sensing points. The sensor has been designed with a tough urethane cover that can withstand outdoor testing for tire applications. The sensor is bendable and can conform to different surfaces. The IX500:128.128.10 provides a combination of higher resolution and faster data acquisition rates so that it can be used in low speed dynamic tire testing.

SENSING		
Sensor Technology	Capacitive Pressure Imaging	
Pressure Range	10-300psi	
	3.4-69N/cm ² 7-207N/cm ²	
Spatial Resolution	0.1"	2.54mm
Accuracy	± 10% full scale*	
Sampling Frame Rate	16 frames/s**	

PHYSICAL CHARACTERISTICS		
Total Area	19.8" x 19.8"	50.2cm x 50.2cm
Sensing Area	12.8" x 12.8"	32.5cm x 32.5cm
Thickness (Sensing Area, uncompressed)	0.04"	0.11cm
Thickness (Border – cabling side)	0.05"	0.13cm
Border Width (cabling side)	4"	10.2cm
Border Width (non-cabling side)	2"	5.1cm
Cable	31.5" x 2" x 0.31"	80cm x 5.1cm x 0.8cm
Connector	4.76" x 2.76" x 0.9"	12.1cm x 7cm x 2.3cm

SENSING	
Ambient Temperature	10°C–40°C
Ambient Humidity	5% to 90% RH

IX500:128.128.10



KEY FEATURES

- High-resolution sensors with a 2.54mm pitch (resolution) and 16,384 sensing points
- Designed for large industrial tire testing
- Excellent for both lab and environmental testing
- Durable sensors that performs well in subsurface (soil/sand) testing
- Sensor is mounted on a Lexan backing for added durability

REQUIREMENTS FOR OPERATION

- Each IX500:128.128.10 sensor must be connected to two X3 PRO SENSOR PACKS
- The X3 PRO SENSOR PACKS must be connected to an X3 PRO
- The X3 PRO needs to be connected to a power supply and a computer running XSENSOR software to function

* When verified using the standard XSENSOR verification process.

**Sampling rate based on using X3 PRO Electronics. Frame rate may vary based on computer configuration.

SENSORS IX500:128.128.05

PRODUCT DESCRIPTION

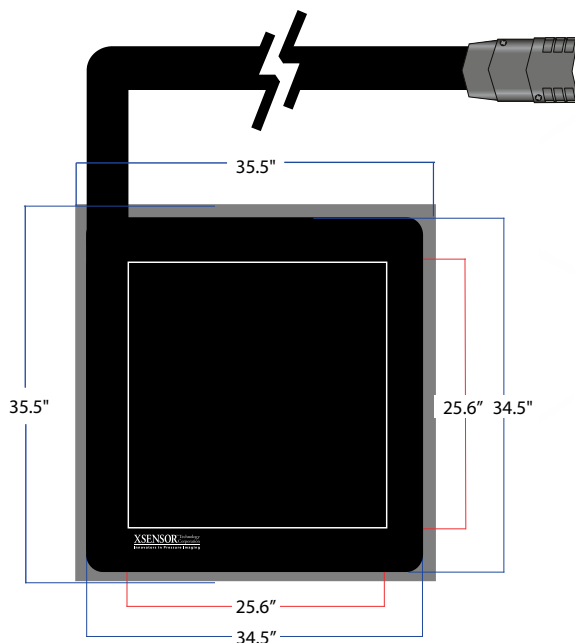
The X3 IX500:128.128.05 is a high pressure sensor with 16,384 sensing points. The sensor has been designed with a tough urethane cover that can withstand outdoor testing for tire applications. The sensor is bendable and can conform to different surfaces. The IX500:128.128.05 provides a combination of higher resolution and faster data acquisition rates so that it can be used in low speed dynamic tire testing.

SENSING		
Sensor Technology	Capacitive Pressure Imaging	
Pressure Range	10-300psi	
	3.4-69N/cm ² 7-207N/cm ²	
Spatial Resolution	0.2"	5.08 mm
Accuracy	± 10% full scale*	
Sampling Frame Rate	16 frames/s**	

PHYSICAL CHARACTERISTICS		
Total Area	34.5" x 34.5"	87.6cm x 87.6cm
Sensing Area	25.6" x 25.6"	65cm x 65cm
Thickness (Sensing Area, uncompressed)	0.04"	0.11cm
Thickness (Border – cabling side)	0.05"	0.13cm
Border Width (cabling side)	4.5"	11.4cm
Border Width (non-cabling side)	2"	5.1cm
Cable	46.5" x 2" x 0.31"	118cm x 5.1cm x 0.8cm
Connector	4.76" x 2.76" x 0.9"	12.1cm x 7cm x 2.3cm

SENSING	
Ambient Temperature	10°C–40°C
Ambient Humidity	5% to 90% RH

IX500:128.128.05



KEY FEATURES

- High-resolution sensors with a 5.08mm pitch (resolution) and 16,384 sensing points
- Designed for large industrial tire testing
- Excellent for both lab and environmental testing
- Durable sensors that performs well in subsurface (soil/sand) testing
- Sensor is mounted on a Lexan backing for added durability

REQUIREMENTS FOR OPERATION

- Each IX500:128.128.05 sensor must be connected to two X3 PRO SENSOR PACKS
- The X3 PRO SENSOR PACKS must be connected to an X3 PRO
- The X3 PRO needs to be connected to a power supply and a computer running XSENSOR software to function

* When verified using the standard XSENSOR verification process.

**Sampling rate based on using X3 PRO Electronics. Frame rate may vary based on computer configuration.

SENSORS IX510:40.40.10

PRODUCT DESCRIPTION

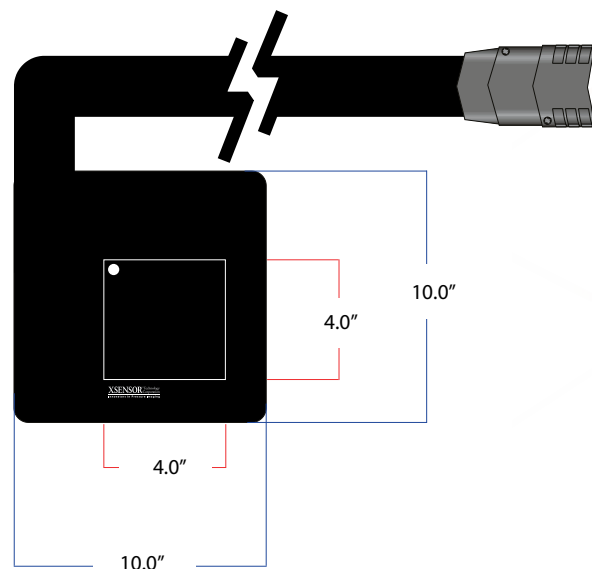
The X3 IX510:40.40.10 is a high pressure sensor with over 16,000 sensing points. The sensor can be used for measuring hand pressures on surfaces, automated clamping pressures, seal pressures, and for higher pressure research or design testing. The IX510:40.40.10 is a thin and conformable sensor that can fit into tight spaces and can be used on uneven surfaces. Additionally, the sensor provides a very fast data acquisition rate for capturing rapid movements.

SENSING		
Sensor Technology	Capacitive Pressure Imaging	
Pressure Range	10-512psi	
	6.9-353N/cm ²	
Spatial Resolution	0.1"	2.54mm
Accuracy	± 10% full scale*	
Sampling Frame Rate	39 frames/s**	

PHYSICAL CHARACTERISTICS		
Total Area	10" x 10"	25.5cm x 25.6cm
Sensing Area	4" x 4"	10.2cm x 10.2cm
Thickness (Sensing Area, uncompressed)	0.04"	0.11cm
Thickness (Border – cabling side)	0.05"	0.13cm
Border Width (cabling side)	4"	10.2cm
Border Width (non-cabling side)	2"	5.1cm
Cable	31.5" x 2" x 0.16"	80cm x 5.1cm x 0.4cm
Connector	4.76" x 2.76" x 0.9"	12.1cm x 7cm x 2.3cm

SENSING	
Ambient Temperature	10°C–40°C
Ambient Humidity	5% to 90% RH

IX510:40.40.10



KEY FEATURES

- High-resolution sensors with a 2.54 mm pitch (resolution) and 1,600 sensing points
- Designed for high-quality pressure images with fast data acquisition
- Excellent for both lab and environmental testing
- Conformable sensor that can measure pressures on uneven surfaces

REQUIREMENTS FOR OPERATION

- Each IX510:40.40.10 sensor must be connected to one X3 PRO SENSOR PACK
- The X3 PRO SENSOR PACK must be connected to an X3 PRO
- The X3 PRO needs to be connected to a power supply and a computer running XSENSOR software to function

* When verified using the standard XSENSOR verification process.

**Sampling rate based on using X3 PRO Electronics. Frame rate may vary based on computer configuration.

SENSORS IX510:60.60.10

PRODUCT DESCRIPTION

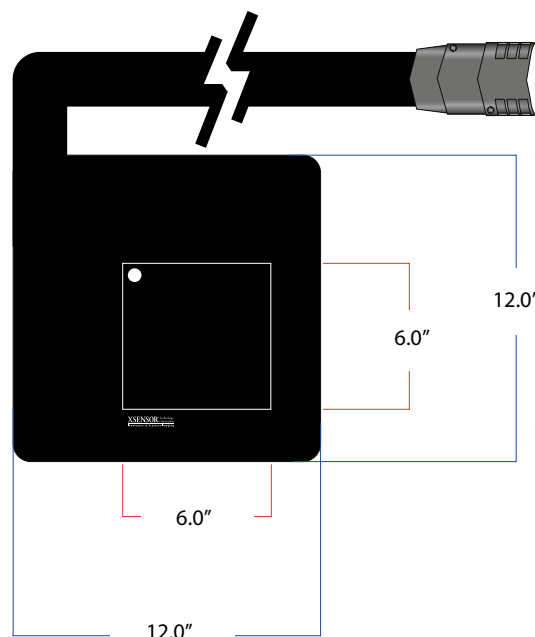
The X3 IX510:60.60.10 is a high pressure sensor with 3,600 sensing points. The sensor can be used for measuring hand pressures on surfaces, automated clamping pressures, seal pressures, and for higher pressure research or design testing. The IX510:60.60.10 is a thin and conformable sensor that can fit into tight spaces and can be used on uneven surfaces. Additionally, the sensor provides a very fast data acquisition rate for capturing rapid movements.

SENSING		
Sensor Technology	Capacitive Pressure Imaging	
Pressure Range	10-512psi	
	6.9-353N/cm ²	
Spatial Resolution	0.1"	2.54mm
Accuracy	± 10% full scale*	
Sampling Frame Rate	30 frames/s**	

PHYSICAL CHARACTERISTICS		
Total Area	12" x 12"	30.5cm x 30.5cm
Sensing Area	6" x 6"	15.2cm x 15.2cm
Thickness (Sensing Area, uncompressed)	0.04"	0.11cm
Thickness (Border – cabling side)	0.05"	0.13cm
Border Width (cabling side)	4"	10.2cm
Border Width (non-cabling side)	2"	5.1cm
Cable	31.5" x 2" x 0.16"	80cm x 5.1cm x 0.4cm
Connector	4.76" x 2.76" x 0.9"	12.1cm x 7cm x 2.3cm

SENSING	
Ambient Temperature	10°C–40°C
Ambient Humidity	5% to 90% RH

IX510:60.60.10



KEY FEATURES

- High-resolution sensors with a 2.54 mm pitch (resolution) and 3,600 sensing points
- Designed for high-quality pressure images with fast data acquisition
- Excellent for both lab and environmental testing
- Conformable sensor that can measure pressures on uneven surfaces

REQUIREMENTS FOR OPERATION

- Each IX510:60.60.10 sensor must be connected to one X3 PRO SENSOR PACK
- The X3 PRO SENSOR PACK must be connected to an X3 PRO
- The X3 PRO needs to be connected to a power supply and a computer running XSENSOR software to function

* When verified using the standard XSENSOR verification process.

**Sampling rate based on using X3 PRO Electronics. Frame rate may vary based on computer configuration.

PRODUCT DESCRIPTION

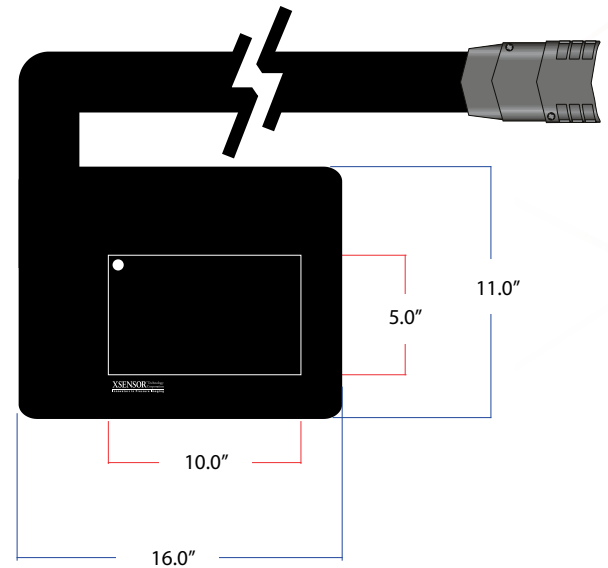
The IX510:50.100.10 sensor is a medium sized high resolution sensor. The sensor has been used for assessing applied pressures from fingers, robotic hands, and other low pressure applications. Due to the resolution and the pressure range, the sensor can detect small changes in pressures and provides very clear images.

SENSING		
Sensor Technology	Capacitive Pressure Imaging	
Pressure Range	10-512psi	
	6.9-353N/cm ²	
Spatial Resolution	0.1"	2.54mm
Accuracy	± 10% full scale*	
Sampling Frame Rate	37 frames/s**	

PHYSICAL CHARACTERISTICS		
Total Area	11" x 16"	28cm x 40.7cm
Sensing Area	5" x 10"	12.7cm x 25.4cm
Thickness (Sensing Area, uncompressed)	0.04"	0.11cm
Thickness (Border – cabling side)	0.05"	0.13cm
Border Width (cabling side)	4"	10.2cm
Border Width (non-cabling side)	2"	5.1cm
Cable	31.5" x 2" x 0.31"	80cm x 5.1cm x 0.8cm
Connector	4.76" x 2.76" x 0.9"	12.1cm x 7cm x 2.3cm

SENSING	
Ambient Temperature	10°C–40°C
Ambient Humidity	5% to 90% RH

IX510:50.100.10



KEY FEATURES

- High-resolution sensors with a 2.54 mm pitch (resolution) and 5,000 sensing points
- Designed for high-quality pressure images with exceptional detail
- Excellent for both lab and environmental testing
- Durable sensors that performs well in subsurface (soil/sand) testing

REQUIREMENTS FOR OPERATION

- Each IX510:50.100.10 sensor must be connected to two X3 PRO SENSOR PACKS
- The X3 PRO SENSOR PACKS need to be connected to an X3 PRO
- The X3 PRO needs to be connected to a power supply and a computer running XSENSOR software to function

* When verified using the standard XSENSOR verification process.

**Sampling rate based on using X3 PRO Electronics. Frame rate may vary based on computer configuration.

SENSORS IX510:100.100.10

PRODUCT DESCRIPTION

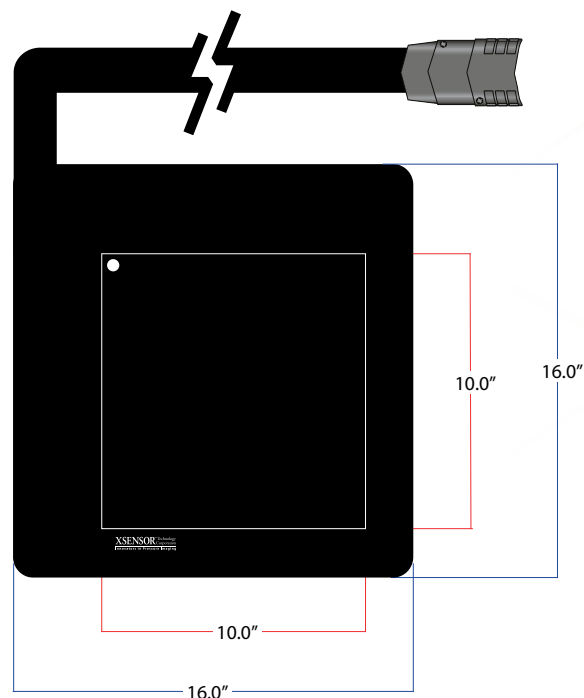
The IX510:100.100.10 sensor is a medium sized high resolution sensor. The sensor has been used for assessing applied pressures from fingers, robotic hands, and other low pressure applications. Due to the resolution and the pressure range, the sensor can detect small changes in pressures and provides very clear images.

SENSING		
Sensor Technology	Capacitive Pressure Imaging	
Pressure Range	10-512psi	
	6.9-353N/cm ²	
Spatial Resolution	0.1"	2.54mm
Accuracy	± 10% full scale*	
Sampling Frame Rate	14 frames/s**	

PHYSICAL CHARACTERISTICS		
Total Area	16" x 16"	40.7cm x 40.7cm
Sensing Area	10" x 10"	25.4cm x 25.4cm
Thickness (Sensing Area, uncompressed)	0.04"	0.11cm
Thickness (Border – cabling side)	0.05"	0.13cm
Border Width (cabling side)	4"	10.2cm
Border Width (non-cabling side)	2"	5.1cm
Cable	31.5" x 2" x 0.31"	80cm x 5.1cm x 0.8cm
Connector	4.76" x 2.76" x 0.9"	12.1cm x 7cm x 2.3cm

SENSING	
Ambient Temperature	10°C–40°C
Ambient Humidity	5% to 90% RH

IX510:100.100.10



KEY FEATURES

- High-resolution sensors with a 2.54 mm pitch (resolution) and 10,000 sensing points
- Designed for high-quality pressure images with exceptional detail
- Excellent for both lab and environmental testing

REQUIREMENTS FOR OPERATION

- Each IX510:100.100.10 sensor must be connected to two X3 PRO SENSOR PACKS
- The X3 PRO SENSOR PACKS need to be connected to an X3 PRO
- The X3 PRO needs to be connected to a power supply and a computer running XSENSOR software to function

* When verified using the standard XSENSOR verification process.

**Sampling rate based on using X3 PRO Electronics. Frame rate may vary based on computer configuration.

SENSORS IX510:64.64.04

PRODUCT DESCRIPTION

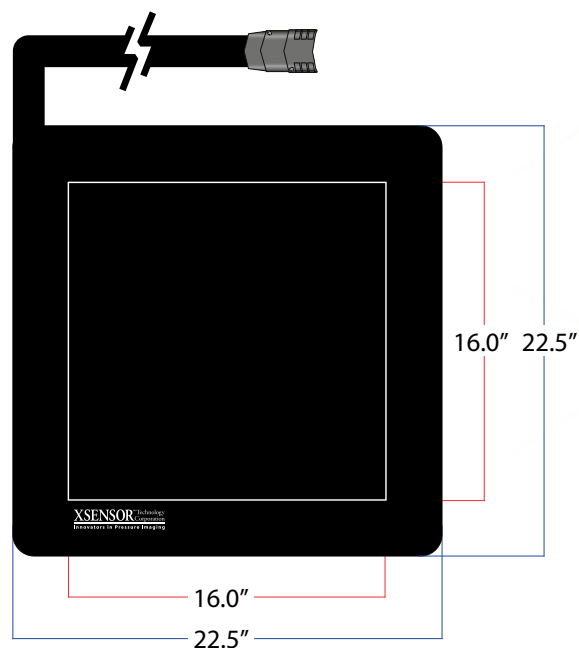
The IX510:64.64.04 is a stance pad sensor. The sensor has been designed to measure standing and striding foot pressures. A durable urethane cover provides extra protection and durability for heel strike and running movements. The sensor provides a high frame rate for recording foot movements. The IX510:64.64.04 generates foot profiles and analyzes foot pressures from standing, to walking, to running.

SENSING		
Sensor Technology	Capacitive Pressure Imaging	
Pressure Range	1-100 psi	
	6.9-353N/cm ²	
Spatial Resolution	0.25"	6.35mm
Accuracy	± 10% full scale*	
Sampling Frame Rate	24 frames/s**	

PHYSICAL CHARACTERISTICS		
Total Area	22.5" x 22.5"	57.1cm x 57.1cm
Sensing Area	16" x 16"	40.6cm x 40.6cm
Thickness (Sensing Area, uncompressed)	0.05"	0.13cm
Thickness (Border – cabling side)	0.063"	0.16cm
Border Width (cabling side)	4.5"	11.4cm
Border Width (non-cabling side)	2"	5.1cm
Cable	26.5" x 2" x 0.16"	118cm x 5.1cm x 0.4cm
Connector	4.76" x 2.76" x 0.9"	12.1cm x 7cm x 2.3cm

SENSING	
Ambient Temperature	10°C–40°C
Ambient Humidity	5% to 90% RH

IX510:64.64.04



KEY FEATURES

- High-resolution sensors with a 6.35mm pitch (resolution) and 4,096 sensing points
- Designed for high-quality pressure images with exceptional detail
- Excellent for both clinical and dynamic testing
- Durable sensor that is portable with plug and play functionality

REQUIREMENTS FOR OPERATION

- Each IX510:64.64.04 sensor must be connected to one X3 PRO SENSOR PACK
- The X3 PRO SENSOR PACK must be connected to an X3 PRO
- The X3 PRO needs to be connected to a power supply and a computer running XSENSOR software to function

* When verified using the standard XSENSOR verification process.

**Sampling rate based on using X3 PRO Electronics. Frame rate may vary based on computer configuration.

SENSORS **IX510:12.12.05**

PRODUCT DESCRIPTION

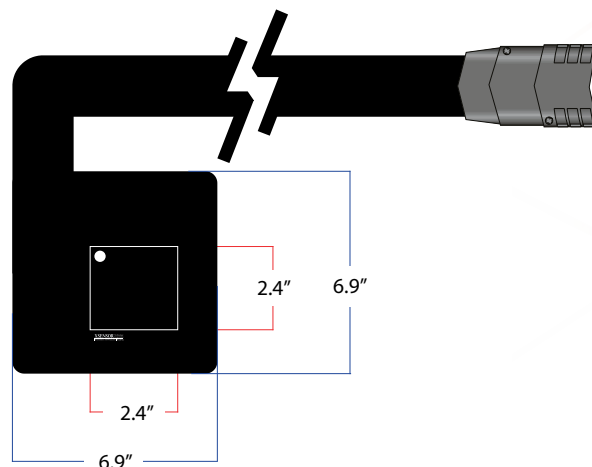
The IX510:12.12.05 is a high pressure sensor with 144 sensing points. The sensor can be used for measuring tactile pressures on surfaces and for higher pressure research or design testing. The IX510:12.12.05 is a thin and conformable sensor that can fit into tight spaces and can be used on uneven surfaces. Additionally, the sensor provides a very fast data acquisition rate for capturing rapid movements.

SENSING		
Sensor Technology	Capacitive Pressure Imaging	
Pressure Range	10-512psi	
	6.9-353N/cm ²	
Spatial Resolution	0.2"	5.08mm
Accuracy	± 10% full scale*	
Sampling Frame Rate	95 frames/s**	

PHYSICAL CHARACTERISTICS		
Total Area	6.9" x 6.9"	17.6cm x 17.6cm
Sensing Area	2.4" x 2.4"	6.1cm x 6.1cm
Thickness (Sensing Area, uncompressed)	0.05"	0.13cm
Thickness (Border – cabling side)	0.063"	0.16cm
Border Width (cabling side)	3"	7.7cm
Border Width (non-cabling side)	1.5"	3.8cm
Cable	46.5" x 1" x 0.16"	118cm x 2.5cm x 0.4cm
Connector	4.76" x 2.76" x 0.09"	12.1cm x 7cm x 2.3cm

SENSING	
Ambient Temperature	10°C–40°C
Ambient Humidity	5% to 90% RH

IX510:12.12.05



KEY FEATURES

- High-resolution sensors with a 5.08 mm pitch (resolution) and 144 sensing points
- Designed for high-quality pressure images with fast data acquisition
- Excellent for both lab and environmental testing
- Conformable sensor that can measure pressures on uneven surfaces

REQUIREMENTS FOR OPERATION

- Each IX510:12.12.05 sensor must be connected to one X3 PRO SENSOR PACK
- The X3 PRO SENSOR PACK must be connected to an X3 PRO
- The X3 PRO needs to be connected to a power supply and a computer running XSENSOR software to function

* When verified using the standard XSENSOR verification process.

**Sampling rate based on using X3 PRO Electronics. Frame rate may vary based on computer configuration.

SENSORS IX510:15.30.05

PRODUCT DESCRIPTION

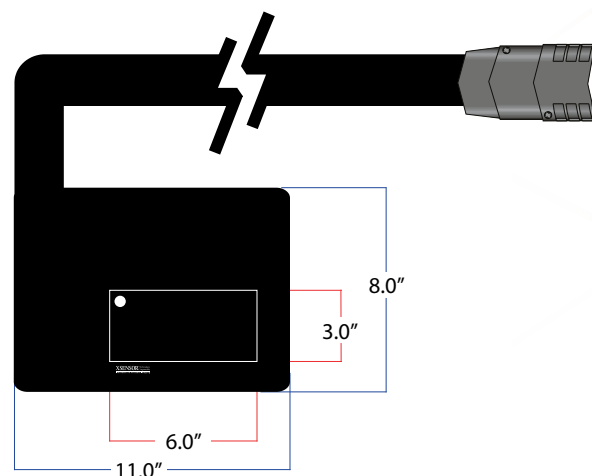
The IX510:15.30.05 is a high pressure sensor with 450 sensing points. The sensor can be used for measuring tactile pressures on surfaces, automated clamping pressures, seal pressures, and for higher pressure research or design testing. The IX510:15.30.05 is a thin and conformable sensor that can fit into tight spaces and can be used on uneven surfaces. Additionally, the sensor provides a very fast data acquisition rate for capturing rapid movements.

SENSING		
Sensor Technology	Capacitive Pressure Imaging	
Pressure Range	10-512psi	
	6.9-353Ncm ²	
Spatial Resolution	0.2"	5.08mm
Accuracy	± 10% full scale*	
Sampling Frame Rate	95 frames/s**	

PHYSICAL CHARACTERISTICS		
Total Area	8" x 11"	20.3cm x 27.9cm
Sensing Area	3" x 6"	7.6cm x 15.2cm
Thickness (Sensing Area, uncompressed)	0.05"	0.13cm
Thickness (Border – cabling side)	0.063"	0.16cm
Border Width (cabling side)	3.5"	8.9cm
Border Width (non-cabling side)	1.5"	3.8cm
Cable	46.5" x 1.5" x 0.16"	118cm x 3.8cm x 0.4cm
Connector	4.76" x 2.76" x 0.9"	12.1cm x 7cm x 2.3cm

SENSING	
Ambient Temperature	10°C–40°C
Ambient Humidity	5% to 90% RH

IX510:15.30.05



KEY FEATURES

- High-resolution sensors with a 5.08 mm pitch (resolution) and 450 sensing points
- Designed for high-quality pressure images with fast data acquisition
- Excellent for both lab and environmental testing
- Conformable sensor that can measure pressures on uneven surfaces

REQUIREMENTS FOR OPERATION

- Each IX510:15.30.05 sensor must be connected to one X3 PRO SENSOR PACK
- The X3 PRO SENSOR PACK must be connected to an X3 PRO
- The X3 PRO needs to be connected to a power supply and a computer running XSENSOR software to function

* When verified using the standard XSENSOR verification process.

**Sampling rate based on using X3 PRO Electronics. Frame rate may vary based on computer configuration.

SENSORS IX510:15.50.05

PRODUCT DESCRIPTION

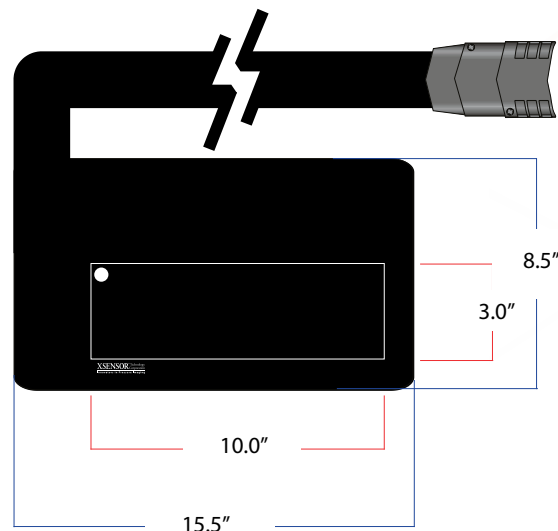
The IX510:15.50.05 is a high pressure sensor with 750 sensing points. The sensor can be used for measuring tactile pressures on surfaces, automated clamping pressures, seal pressures, and for higher pressure research or design testing. The IX510:15.50.05 is a thin and conformable sensor that can fit into tight spaces and can be used on uneven surfaces. Additionally, the sensor provides a very fast data acquisition rate for capturing rapid movements.

SENSING		
Sensor Technology	Capacitive Pressure Imaging	
Pressure Range	10-512psi	
	6.9-353Ncm ²	
Spatial Resolution	0.2"	5.08mm
Accuracy	± 10% full scale*	
Sampling Frame Rate	95 frames/s**	

PHYSICAL CHARACTERISTICS		
Total Area	8.5" x 15.5"	21.6cm x 39.4cm
Sensing Area	3" x 10"	7.6cm x 25.4cm
Thickness (Sensing Area, uncompressed)	0.05"	0.13cm
Thickness (Border – cabling side)	0.63"	0.16cm
Border Width (cabling side)	4"	10.2cm
Border Width (non-cabling side)	1.5"	3.8cm
Cable	46.5" x 2" x 0.16"	118cm x 5.1cm x 0.4cm
Connector	4.76" x 2.76" x 0.9"	12.1cm x 7cm x 2.3cm

SENSING	
Ambient Temperature	10°C–40°C
Ambient Humidity	5% to 90% RH

IX510:15.50.05



KEY FEATURES

- High-resolution sensors with a 5.08 mm pitch (resolution) and 750 sensing points
- Designed for high-quality pressure images with fast data acquisition
- Excellent for both lab and environmental testing
- Conformable sensor that can measure pressures on uneven surfaces

REQUIREMENTS FOR OPERATION

- Each IX510:15.50.05 sensor must be connected to one X3 PRO SENSOR PACK
- The X3 PRO SENSOR PACK must be connected to an X3 PRO
- The X3 PRO needs to be connected to a power supply and a computer running XSENSOR software to function

* When verified using the standard XSENSOR verification process.

**Sampling rate based on using X3 PRO Electronics. Frame rate may vary based on computer configuration.

SENSORS IX510:25.50.05

PRODUCT DESCRIPTION

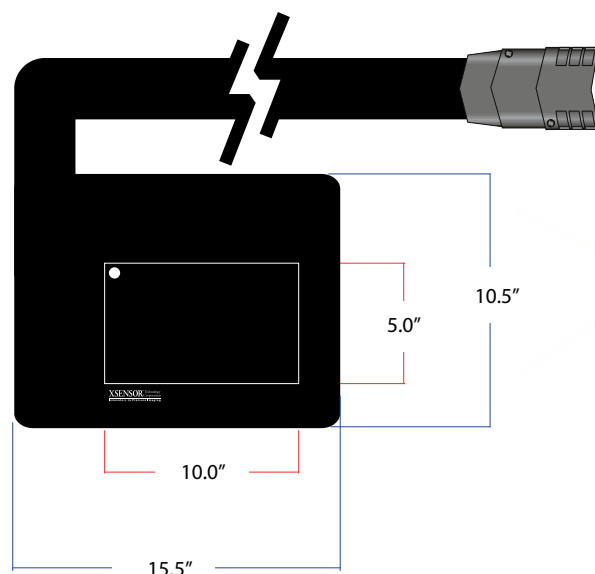
The IX510:15.25.50.05 is a high pressure sensor with 1,250 sensing points. The sensor can be used for measuring tactile pressures on surfaces, automated clamping pressures, seal pressures, and for higher pressure research or design testing. The IX510:15.30.05 is a thin and conformable sensor that can fit into tight spaces and can be used on uneven surfaces. Additionally, the sensor provides a very fast data acquisition rate for capturing rapid movements.

SENSING		
Sensor Technology	Capacitive Pressure Imaging	
Pressure Range	10-512psi	
	6.9-353Ncm ²	
Spatial Resolution	0.2"	5.08mm
Accuracy	± 10% full scale*	
Sampling Frame Rate	40 frames/s**	

PHYSICAL CHARACTERISTICS		
Total Area	10.5" x 15.5"	26.7cm x 39.4cm
Sensing Area	5" x 10"	12.7cm x 25.4cm
Thickness (Sensing Area, uncompressed)	0.05"	0.13cm
Thickness (Border – cabling side)	0.063"	0.16cm
Border Width (cabling side)	4"	10.2cm
Border Width (non-cabling side)	1.5"	3.8cm
Cable	46.5" x 2" x 0.16"	118cm x 5.1cm x 0.04cm
Connector	4.76" x 2.76" x 0.9"	12.1cm x 7cm x 2.3cm

SENSING	
Ambient Temperature	10°C–40°C
Ambient Humidity	5% to 90% RH

IX510:25.50.05



KEY FEATURES

- High-resolution sensors with a 5.08 mm pitch (resolution) and 1,250 sensing points
- Designed for high-quality pressure images with fast data acquisition
- Excellent for both lab and environmental testing
- Conformable sensor that can measure pressures on uneven surfaces

REQUIREMENTS FOR OPERATION

- Each IX510:25.50.05 sensor must be connected to one X3 PRO SENSOR PACK
- The X3 PRO SENSOR PACK must be connected to an X3 PRO
- The X3 PRO needs to be connected to a power supply and a computer running XSENSOR software to function

* When verified using the standard XSENSOR verification process.

**Sampling rate based on using X3 PRO Electronics. Frame rate may vary based on computer configuration.

SENSORS IX510:50.50.05

PRODUCT DESCRIPTION

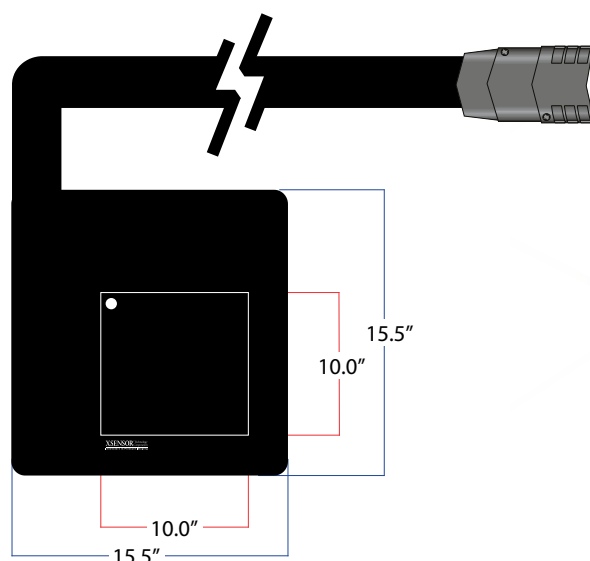
The IX510:50.50.05 is a high pressure sensor with 2,500 sensing points. The sensor can be used for measuring tactile pressures on surfaces, automated clamping pressures, seal pressures, and for higher pressure research or design testing. The IX510:50.50.05 is a thin and conformable sensor that can fit into tight spaces and can be used on uneven surfaces. Additionally, the sensor provides a very fast data acquisition rate for capturing rapid movements.

SENSING		
Sensor Technology	Capacitive Pressure Imaging	
Pressure Range	10-512psi	
	6.9-206Ncm ²	
Spatial Resolution	0.2"	5.08mm
Accuracy	± 10% full scale*	
Sampling Frame Rate	36 frames/s**	

PHYSICAL CHARACTERISTICS		
Total Area	15.5" x 15.5"	39.4cm x 39.4cm
Sensing Area	10" x 10"	25.4cm x 25.4cm
Thickness (Sensing Area, uncompressed)	0.05"	0.13cm
Thickness (Border – cabling side)	0.063"	0.16cm
Border Width (cabling side)	4"	10.2cm
Border Width (non-cabling side)	1.5"	3.8cm
Cable	46.5" x 2" x 0.16"	118cm x 5.1cm x 0.4cm
Connector	4.76" x 2.76" x 0.9"	12.1cm x 7cm x 2.3cm

SENSING	
Ambient Temperature	10°C–40°C
Ambient Humidity	5% to 90% RH

IX510:50.50.05



KEY FEATURES

- High-resolution sensors with a 5.08 mm pitch (resolution) and 2,500 sensing points
- Designed for high-quality pressure images with fast data acquisition
- Excellent for both lab and environmental testing
- Conformable sensor that can measure pressures on uneven surfaces

REQUIREMENTS FOR OPERATION

- Each IX510:50.50.05 sensor must be connected to one X3 PRO SENSOR PACK
- The X3 PRO SENSOR PACK must be connected to an X3 PRO
- The X3 PRO needs to be connected to a power supply and a computer running XSENSOR software to function

* When verified using the standard XSENSOR verification process.

**Sampling rate based on using X3 PRO Electronics. Frame rate may vary based on computer configuration.

The top screenshot displays the 'Applied Load - Experimental' dialog box. It includes an attention message: 'ATTENTION: THIS IS AN EXPERIMENTAL FEATURE. This function applies a compensation factor to the pressure readings of the selected frames in the session file. The original recorded data is not modified. To use the Applied Load function, record a frame of data with a known load. Enter the load and select Apply. The compensation factor is generated using the current frame and the current lower discard threshold.'

The 'New Applied Load' section contains the following fields:

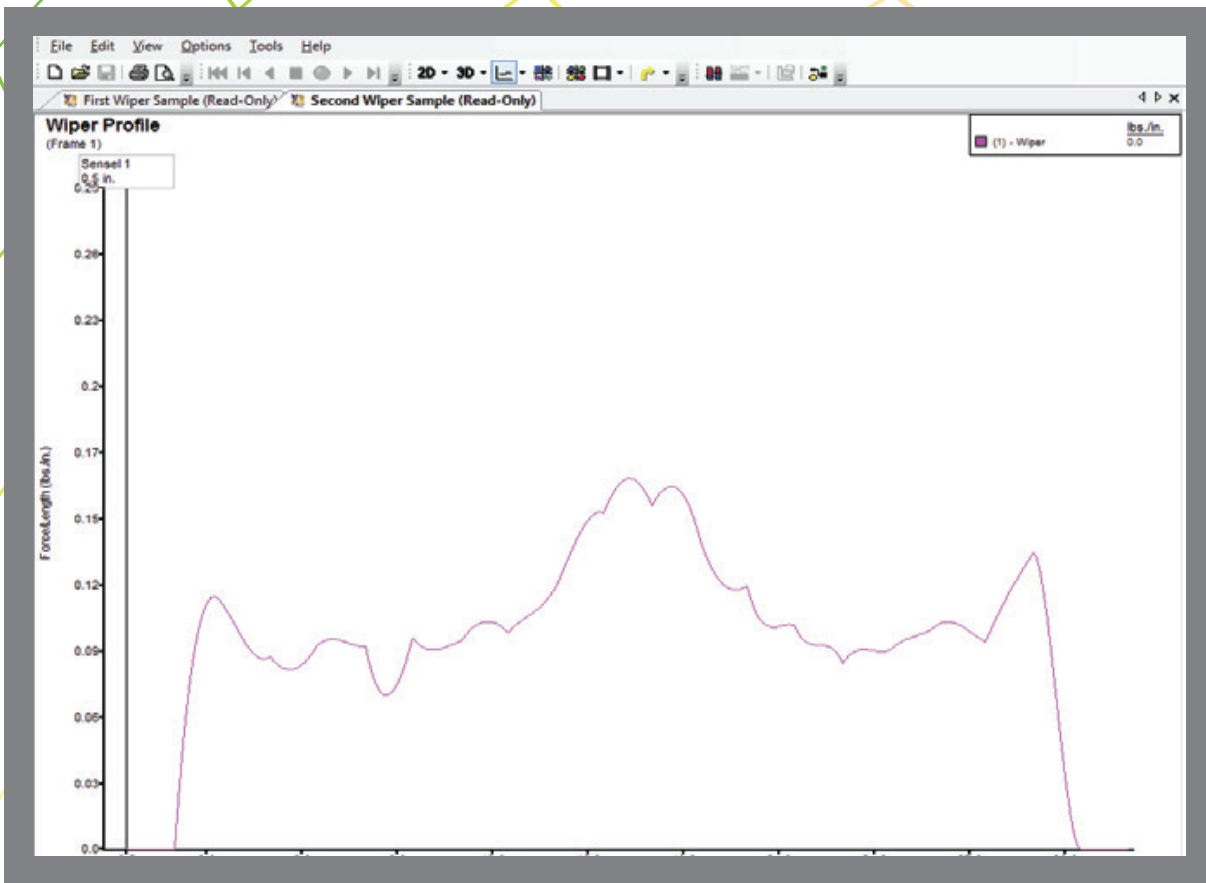
- Sensor: IX500:256.256.22 [Sensor 1 (256.256)]
- Lower Discard Threshold: 6.89475 N/cm2
- Current Load: 2168.31
- Applied Load: 2000 Newtons

The 'Apply to ...' section has three radio buttons: 'Current Frame', 'New Frames', and 'Frame Range' (selected). The 'Frame Range' is set from 32 to 71.

The 'Existing Applied Loads' table is as follows:

Frame	Source ...	Applied...	Apply To...	Sensor
32	2168.31	2000.0	32 to 71	IX500:256.256.22 [Sens...

The bottom screenshot shows the 'Wiper Profile' graph for Frame 1. The y-axis is 'Force Length (lbs/in)' ranging from 0.0 to 0.28. The x-axis represents position. A purple line shows the profile, with a peak of approximately 0.16 lbs/in. A legend in the top right corner indicates '(1) - Wiper' with a value of 0.0.



SOFTWARE X3 PRO

PRODUCT DESCRIPTION

The X3 PRO Software is an essential part of the X3 PRO product series. Developed with the power user in mind, the X3 PRO Software features a faster, more powerful engine with enhanced analytical tools. The software package offers 2D, 3D, and graphing view options. The data is viewed dynamically and recorded as a XSENSOR file format. Recorded data can be exported for further analysis or imported into other applications such as Matlab.

The X3 PRO software has many analytical tools for general research purposes as well as specific functions and tools for automotive and tire designers. Easily stream video along pressure images, create sensor groupings, make measurements, and compare multiple files.

PRO – SOFTWARE FEATURES

Engine Performance Improvements

- Collected data is saved immediately to the disk, thereby reducing the risk of data loss
- Over 100% faster frame rate for a 4 sensor pack system with 65,536 sensing points
- Load or save up to 500GB files in under 1 second
- Allows for sessions with up to 100 million frames or 500GB of data

File Comparison Tools

- Simultaneous playback of up to 4 files
- Multiple frame and file comparisons
- Windshield wiper sensor users can graph multiple files for product and data comparisons

Measurement Tools

- Line measurement allows users to measure pressure image dimensions
- Area measurement allows users to calculate areas within a pressure image

Imaging Tools

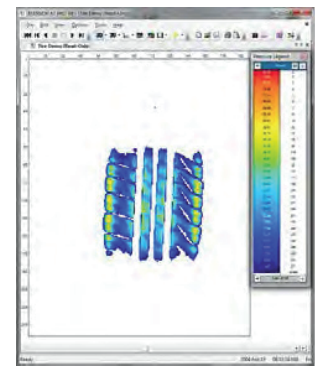
- Thumbnail preview strip displays each frame in filmstrip format
- Thumbnail view includes preview of attached videos, photos, and notes
- Improved overall frame navigation
- Improved 2D zoom functionality

Export/Analysis Tools

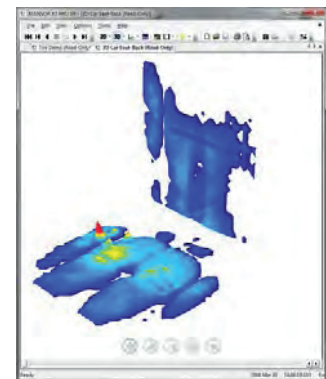
- Copy, paste and select pressure values from 2D image directly into spreadsheet
- Export a sensor group in its original shape directly into a spreadsheet
- Copy and paste cross-section values into spreadsheets (cross-hair or average)
- Export files into html-viewable format

* Dual core processor computer required. Also dependent on sensor configuration.

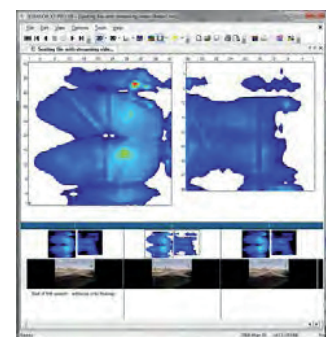
X3 PRO Software



2D Car Tire
(IX500:256.256.22)



3D Car Seat
(LX100:48.48.02)

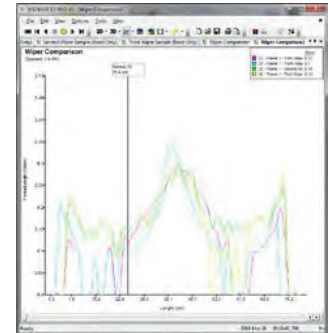


Video Streaming Car Seat
(PX100:40.40.02 & PX100:36.36.02)

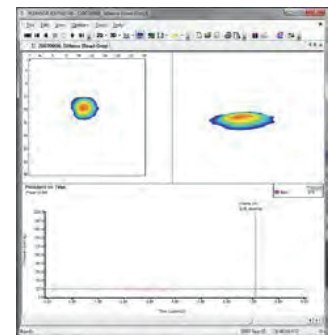
SOFTWARE X3 PRO

X3 Pro Software

FEATURES	
X3 Connection Status	View the connection status of all sensors, sensor packs, and electronics* connected to your computer. Toggle the view mode to see sensor usage statistics, such as when the sensor was last calibrated and the length of time the sensor has recorded data.
Dynamic Preview Mode	View live, dynamic data before recording to ensure relevant information is captured.
Record Live Pressure Imaging Sessions	Capture and record pressure imaging data for analysis and review.
Time and Recording Triggers	Set recording session delays and triggers to capture specific data.
Pressure Movie Creation	Generate movie files in XSENSOR software to share dynamic sessions with those who do not have XSENSOR software.
Video Sync	Record and synchronize digital video (DV) cameras, using IEEE 1394 FireWire or USB webcams to XSENSOR pressure imaging files.



2D Wiper Blade Comparison
(PX100:1.64.02)



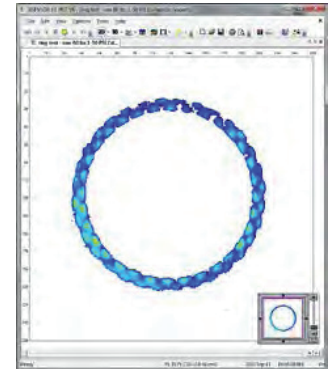
Air Pressure on Sensor
(PX100:36.36.02)

VIEWS	
Each XSENSOR view mode has multiple settings and options to control sensor data viewing:	
2D	Top view of the sensor shows pressure levels in different colours defined by the pressure isobar legend; view can be rotated or flipped to match positioning.
3D	Perspective view of the sensor shows pressure levels in different colours and height contours; rotate view in any direction to maximize visual clarity.
Frame Compare	Show up to 4 snapshots side-by-side for easy comparison.
Pressure vs. Time	Graph pressure readings over time; pressure reading can be either peak or average for the sensor.
Numeric Mode	2D mode shows numerical pressure readings in each sensing cell and dynamic full-colour display.

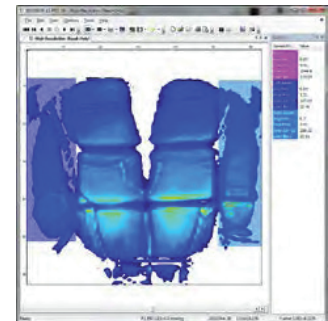
ANALYSIS AND STATISTICS

X3 PRO features help support the dynamic analysis of pressure readings within a user-defined group or over the entire sensor pad.

Peak Pressure	Monitor the highest pressure on one or more cells of a given pressure imaging data frame.
Average Pressure	Calculate an average pressure over the entire sensor surface.
Contact Area	Calculate area of the sensor loaded by a subject.
Sensor Cell-Group Analysis	Define groups of sensing cells for separate analysis from the rest of the pressure image. The same statistical analysis tools for the entire system can be applied to sensor cell groups. Define group templates to facilitate sensor cell-group analysis and measure the statistical variance of the sensor output in your defined sensor groups.
File Compare	Examine up to four pressure imaging sessions simultaneously to compare and analyze data.



Clutch Disc Pressure on Sensor
(IX500:256.256.22)



Sensor Groups & Statistics
(PX100:100.100.05)

SOFTWARE X3 PRO V7.0

PRODUCT DESCRIPTION

X3 PRO V7.0 provides advanced automated features for design and test engineers. Building on the stable and secure recording and data integrity platform of PRO V6.0, this latest release focuses on providing more effective process and reporting tools for automotive tire design and performance engineers.

X3 PRO V7.0

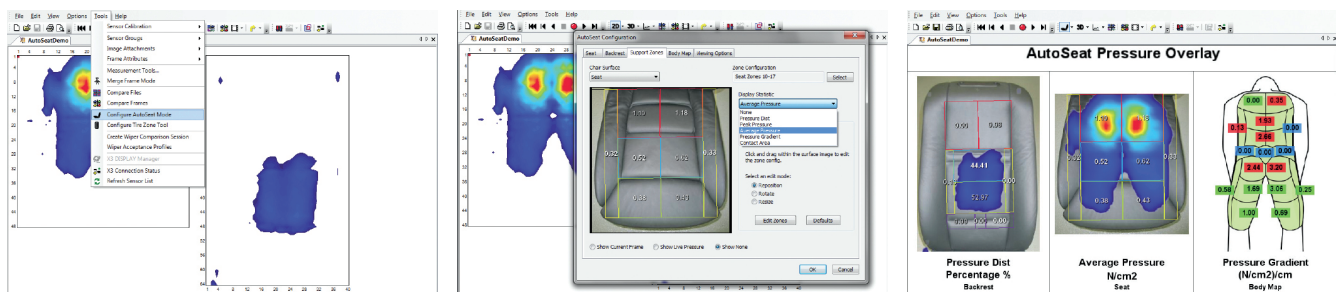
PRO V7.0 – NEW FEATURE HIGHLIGHTS

AutoSeat Mode

Tools for layout and reporting

A comprehensive tool for automotive and aerospace seating customers that provides photo import, pressure image overlay, h-point sizing and adjustment, and surface area reporting. Seating design and test engineers can now overlay pressure images on

photos or graphics and adjust the pressure image size and positioning to specific h-point references. Groupings can be created, displaying information in the images and on a body form. Data can be presented in pressure gradients, average pressure, contact area and more.

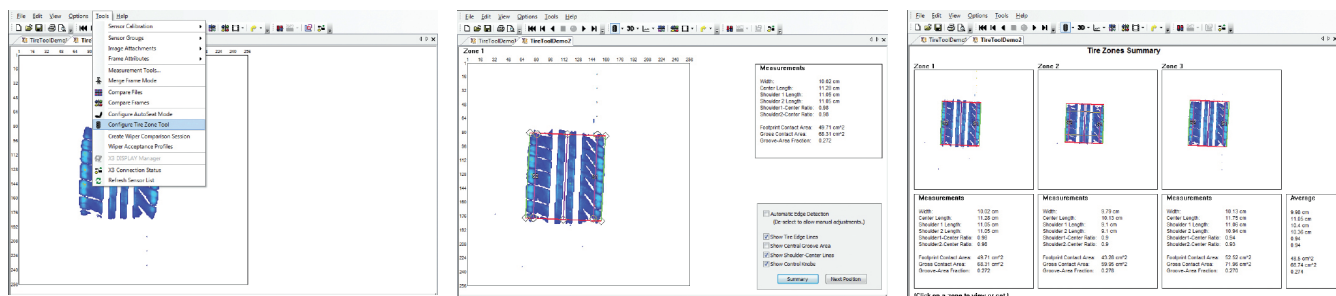


Tire Zone Mode

Tools for automated measurements, ratios, averages and reporting

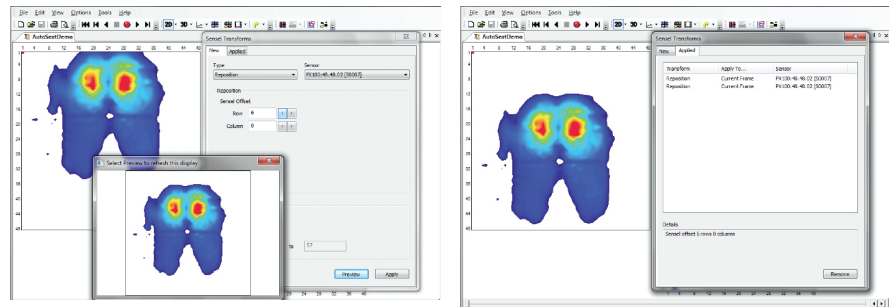
A systematic process for recording tire pressure images that provides the user with the option to select specific images and calculate the lengths, ratios, contact areas, gross contact areas, and groove

area fractions. The process allows for the adjustment of applied measurement lines and the automatic recalculation of measurements.



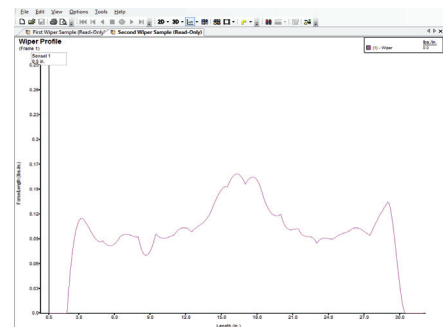
Sensel Transform

Functionality allowing the user to move the pressure image within the window to easily align with previous frames or images. Misalignment or movement of sensors can be adjusted and aligned afterwards to provide more consistency in image alignment for averaging and analysis.



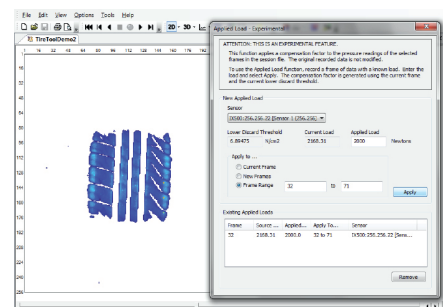
Wiper Blade Acceptance Parameters

X3 PRO V7.0 provides the ability to use specific X3 high speed sensors and record at rates up to 500 frames per second. For the first time, pressure imaging can effectively be used in high speed data acquisition environments such as automotive rear impact testing for car seat safety and performance. High speed data acquisition combined with optimized X3 sensors provides insights into research applications that were never possible until now.



Applied Load Calculations


Users can apply external load measurements to a frame, a series of frames, or a file and the data will be adjusted accordingly. The original data is always kept intact, allowing the user to revert to original data or apply different load calculations to the pressure readings.



Other Features

- Zero pressure filters
- Centre of pressure trails
- Advanced merge frame functionality

ELECTRONICS & ACCESSORIES



ELECTRONICS X3 PRO Platform | X3 PRO Sensor Pack

X3 PRO Platform



X3 PRO Sensor Pack



PRODUCT DESCRIPTION		
The X3 PRO Platform provides four data ports, control signals, communication relay functionality, electrical isolation and power for the sensor system.		
FEATURES		
Display Functionality	LED: green-power on, amber-malfunction	
Sensor Cell Capacity	256x256	
Sensor Ports	4	
POWER		
External Power Supply	Input: 100-240 VAC, 47-63Hz, 1.35 A Output: 12 VDC, 3.75 A	
Power Consumption	1 W	
PHYSICAL CHARACTERISTICS		
Length	4.5"	11.4cm
Width	3.5"	8.9cm
Height	0.9"	2.3cm
Weight	4.8oz	135g
ENVIRONMENT		
Operating Range (Temp.)	10°C to 40°C	
Ambient Humidity	80% for temperatures up to 31°C and decreasing linearly to 50% at 40°C	
USB Port		
USB Input	USB 2.0, Full Speed	
USB Cable (sold separate)	185cm length	

PRODUCT DESCRIPTION		
The X3 PRO Sensor Pack contains the sensing electronics of the system including one communication port.		
FEATURES		
Display Functionality	LED: green-power on, amber-malfunction	
Sensor Cell Capacity	64x64	
Sampling Rate	112,000 sensels/sec	
Sampling Resolution	16 bit	
Min Cell Measurement Time	35 μsec	
POWER		
Power Consumption	2 W	
PHYSICAL CHARACTERISTICS		
Length	3.9"	9.8cm
Width	2.5"	6.4cm
Height	0.7"	1.8cm
Weight	6.3oz	180g
Cable Length	78"	198.1cm
ENVIRONMENT		
Operating Range (Temp.)	10°C to 40°C	
Ambient Humidity	80% for temperatures up to 31°C and decreasing linearly to 50% at 40°C	

ELECTRONICS X3 Node | X3 Accessories Cable

X3 Node



X3 Accessories Cable



PRODUCT DESCRIPTION		
The X3 NODE provides three additional data ports, control signals, communication relay functionality, electrical isolation and power for the sensor system. An X3 NODE is connected to a port on the X3 PRO Electronics Platform to expand the number of sensor connections.		
FEATURES		
Sensor Cell Capacity	192x192	
Sensor Ports	3	
POWER		
Power Consumption	100 mW	
PHYSICAL CHARACTERISTICS		
Length	2.3"	5.7cm
Width	3.5"	6.4cm
Height	0.7"	1.8cm
Weight	3.0oz	85g
Cable Length	9.4"	24cm
ENVIRONMENT		
Operating Range (Temp.)	10°C to 40°C	
Ambient Humidity	80% for temperatures up to 31C and decreasing linearly to 50% at 40°C	

PRODUCT DESCRIPTION		
The X3 ACCESSORIES Cable is designed to be connected to the X3 DISPLAY and allows for 2 USB device connections and one VGA device connection. External keyboards, mice, or projectors can be connected to the X3 DISPLAY using this accessory.		
FEATURES		
USB Ports	1 USB ports	
VGA Port	1 VGA Port	
PHYSICAL CHARACTERISTICS		
Cable Length	7.1”	18cm

ELECTRONICS X3 Power Supply | X3 Battery Pack

X3 Power Supply



X3 Battery Pack



PRODUCT DESCRIPTION		
The X3 Power Supply is a certified power supply that is sold with country specific power cords.		
POWER		
External Power Supply	Input: 100-240 VAC, 47-63 Hz, 1.35 A Output: 12 VDC, 3.75 A	
Maximum Output Power	45 W	
PHYSICAL CHARACTERISTICS		
Length	5.7"	14.5cm
Width	3.0"	7.6cm
Height	1.7"	4.3cm
Weight	16.6oz	470g
Cable Length – Power Supply	78.7"	200cm
Cable Length – Power Cord	82.7"	210cm
ENVIRONMENT		
Operating Range (Temp.)	10°C to 40°C	
Ambient Humidity	80% for temperatures up to 31°C and decreasing linearly to 50% at 40°C	

PRODUCT DESCRIPTION		
The X3 Battery Pack contains a Lithium-ion Battery and a carry case. The battery is connected from the carry case into the X3 PRO Platform Electronics.		
FEATURES		
Battery	Lithium-ion Battery	
Recharger	External Lithium-ion Recharger	
Run Time	5 hours	
BATTERY POWER		
Capacity	13,200 mAh	
PHYSICAL CHARACTERISTICS OF BATTERY CASE		
Length	3.5"	8.9cm
Width	2.5"	6.4cm
Height	2.1"	5.3cm
Weight	13oz	370g
Cable Length	30"	76cm
Electrical Characteristics		
Output Voltage	11.1V	
Charge Voltage	12.6V	
Cutoff Voltage	9V	
Maximum Output Current	2.0A	

ACCESSORIES **X3 Carry Case**

X3 Carry Case – Soft shell



X3 Carry Case – Hard shell



PRODUCT DESCRIPTION

The **X3 Carry Case - Soft** is the standard carry case which comes with most systems. The case is designed to carry a rolled sensor and all the corresponding X3 PRO Electronics, X3 PRO Software CD, and User Guide.

PHYSICAL CHARACTERISTICS

Length	33"	83.8cm
Width	6"	15.2cm
Height	8"	20.3cm
Weight	24oz	680g

PRODUCT DESCRIPTION

The **X3 Carry Case - Hard** is an optional carry case designed for durability. It is primarily used by engineers who require a portable and durable carry case for travel purposes.

PHYSICAL CHARACTERISTICS

Length	33 1/2"	85cm
Width	6 1/2"	16.5cm
Height	8"	20.3cm
Weight	120oz	3,400g

ACCESSORIES **X3 Carry Case – Tire Sensor**

X3 Carry Case – IX500:256:256:22



X3 Carry Case – IX500:256:256:16



PRODUCT DESCRIPTION

The **X3 Carry Case – Tire Sensors (IX500:256.256.22)**

The IX500:256.256.22 Tire Sensor Carry Case is fitted to the dimensions of this specific sensor. The case also has compartments for each of the X3 PRO Electronic components and software CD.

PHYSICAL CHARACTERISTICS

Length	27"	68.6cm
Width	3"	7.6cm
Height	23"	58.4cm
Weight	48oz	1,360g

PRODUCT DESCRIPTION

The **X3 Carry Case – Tire Sensors (IX500:256.256.16)**

The IX500:256.256.16 Tire Sensor Carry Case is fitted to the dimensions of this specific sensor. The case also has compartments for each of the X3 PRO Electronic components and software CD.

PHYSICAL CHARACTERISTICS

Length	33"	83.8cm
Width	3"	7.6cm
Height	27"	68.6cm
Weight	56oz	1,587g

XSENSOR Technology Corporation

0011-800-5913-4444 (INTERNATIONAL)

1-866-927-5222 (NORTH AMERICA)

TEL +403-266-6612

FAX +403-205-4013

SALES@XSENSOR.COM

111, 319-2ND AVENUE S.W.

CALGARY AB T2P 0C5 CANADA

WWW.XSENSOR.COM