




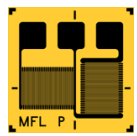



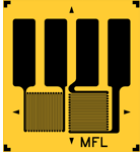

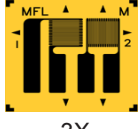

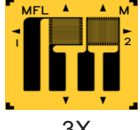












Strain Gauge - Bi-Axial

| GAGE PATTERN <small>Actual size shown. Enlarged when necessary for definition.</small> | | | | GAGE DESIGNATION <small>Insert desired S-T-C number in spaces marked XX. (9, 11, 16, 23, 27) ppm</small> | RES.IN OHMS | LEAD WIRES OPTIONS AVAILABLE |
|---|-----------------------|---------------------------|--------------------------|--|------------------------|---|
| <small>Unit: millimeter</small> | | | | | | |
| BH1-175Q <div style="display: flex; justify-content: space-around; align-items: center;"> <div style="text-align: center;">  1X </div> <div style="text-align: center;">  2X </div> </div> | | | | Matrix Length: 8.32 Matrix Width: 3.00 | | |
| GAGE LENGTH | GRID WIDTH | OVERALL LENGTH | OVERALL WIDTH | BH1-175Q-PC-XX | 175 | E,L,LE,PXX |
| 1.11 | 1.66 | 7.31 | 1.66 | | | |
| BH1-350Q <div style="display: flex; justify-content: space-around; align-items: center;"> <div style="text-align: center;">  1X </div> <div style="text-align: center;">  2X </div> </div> | | | | Matrix Length: 8.32 Matrix Width: 3.00 | | |
| GAGE LENGTH | GRID WIDTH | OVERALL LENGTH | OVERALL WIDTH | BH1-350Q-PC-XX | 350 | E,L,LE,PXX |
| 1.11 | 1.66 | 7.31 | 1.66 | | | |
| BH2-1000P <div style="display: flex; justify-content: space-around; align-items: center;"> <div style="text-align: center;">  1X </div> <div style="text-align: center;">  3X </div> </div> | | | | Matrix Length: 5.50 Matrix Width: 5.50 | | |
| GAGE LENGTH | GRID WIDTH | OVERALL LENGTH | OVERALL WIDTH | BH2-1000P-PC-XX | 1000 | E,L,LE,PXX |
| 1.50 | 2.51 | 4.27 | 4.60 | | | |
| B2-350 <div style="display: flex; justify-content: space-around; align-items: center;"> <div style="text-align: center;">  1X </div> <div style="text-align: center;">  3X </div> </div> | | | | Matrix Length: 4.93 Matrix Width: 5.83 | | |
| GAGE LENGTH | GRID WIDTH | OVERALL LENGTH | OVERALL WIDTH | B2-350-PC-XX | 350 | E,L,LE,PXX |
| 1.60 | 1.83 | 3.27 | 4.23 | | | |









Strain Gauge - Bi-Axial

| GAGE PATTERN <small>Actual size shown. Enlarged when necessary for definition.</small> | | | | GAGE DESIGNATION Insert desired S-T-C number in spaces marked XX. (0, 5, 9, 11, 17, 23) ppm | RES.IN OHMS | ENCAPSULATION and LEAD WIRES OPTIONS AVAILABLE |
|---|-----------------------|---------------------------|--------------------------|--|------------------------|---|
| Unit: millimeter | | | | | | |
| B2T-350 <div style="display: flex; justify-content: space-around; align-items: center;"> <div style="text-align: center;">  1X </div> <div style="text-align: center;">  3X </div> </div> | | | | Matrix Length: 6.68 Matrix Width: 6.00 | | |
| GAGE LENGTH | GRID WIDTH | OVERALL LENGTH | OVERALL WIDTH | B2T-350-PC-XX | 350 | E,L,LE,PXX |
| 1.60 | 1.83 | 5.08 | 5.20 | | | |
| B2B-120K <div style="display: flex; justify-content: space-around; align-items: center;"> <div style="text-align: center;">  1X </div> <div style="text-align: center;">  3X </div> </div> | | | | Matrix Length: 4.93 Matrix Width: 5.83 | | |
| GAGE LENGTH | GRID WIDTH | OVERALL LENGTH | OVERALL WIDTH | B2B-120K-PC-XX | 120 | E,L,LE,PXX |
| 1.60 | 1.83 | 3.27 | 4.23 | | | |
| B2B-350M <div style="display: flex; justify-content: space-around; align-items: center;"> <div style="text-align: center;">  1X </div> <div style="text-align: center;">  3X </div> </div> | | | | Matrix Length: 4.93 Matrix Width: 5.83 | | |
| GAGE LENGTH | GRID WIDTH | OVERALL LENGTH | OVERALL WIDTH | B2B-350M-PC-XX | 350 | E,L,LE,PXX |
| 1.60 | 1.83 | 3.27 | 4.23 | | | |
| BH3-350 <div style="display: flex; justify-content: space-around; align-items: center;"> <div style="text-align: center;">  1X </div> <div style="text-align: center;">  1.5X </div> </div> | | | | Matrix Length: 13.02 Matrix Width: 4.48 | | |
| GAGE LENGTH | GRID WIDTH | OVERALL LENGTH | OVERALL WIDTH | BH3-350-PC-XX | 350 | E,L,LE,PXX |
| 2.50 | 3.08 | 11.62 | 3.08 | | | |


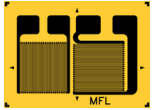

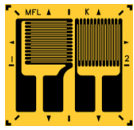

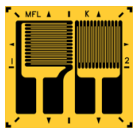

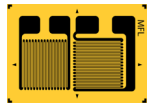
Strain Gauge - Bi-Axial

| GAGE PATTERN <small>Actual size shown. Enlarged when necessary for definition.</small> | | | | GAGE DESIGNATION <small>Insert desired S-T-C number in spaces marked XX. (9, 11, 16, 23, 27) ppm</small> | RES.IN OHMS | LEAD WIRES OPTIONS AVAILABLE |
|---|-----------------------|---------------------------|--------------------------|--|------------------------|---|
| <small>Unit: millimeter</small> | | | | | | |
| BL3-350 <div style="display: flex; justify-content: space-around; align-items: center;"> <div style="text-align: center;">  1X </div> <div style="text-align: center;">  3X </div> </div> | | | | Matrix Length: 5.66 Matrix Width: 5.66 | | |
| GAGE LENGTH | GRID WIDTH | OVERALL LENGTH | OVERALL WIDTH | BL3-350-PC-XX | 350 | E,L,LE,PXX |
| 2.55 | 1.83 | 4.67 | 4.19 | | | |
| BL3-350 <div style="display: flex; justify-content: space-around; align-items: center;"> <div style="text-align: center;">  1X </div> <div style="text-align: center;">  3X </div> </div> | | | | Matrix Length: 5.66 Matrix Width: 5.19 | | |
| GAGE LENGTH | GRID WIDTH | OVERALL LENGTH | OVERALL WIDTH | BL3-350-PC-XX | 350 | E,L,LE,PXX |
| 1.50 | 2.98 | 4.67 | 4.19 | | | |
| BH3C-350K <div style="display: flex; justify-content: space-around; align-items: center;"> <div style="text-align: center;">  1X </div> <div style="text-align: center;">  1.5X </div> </div> | | | | Matrix Length: 11.00 Matrix Width: 7.00 | | |
| GAGE LENGTH | GRID WIDTH | OVERALL LENGTH | OVERALL WIDTH | BH3C-350K-PC-XX | 350 | E,L,LE,PXX |
| 2.80 | 3.50 | 9.60 | 5.60 | | | |
| B3-175H <div style="display: flex; justify-content: space-around; align-items: center;"> <div style="text-align: center;">  1X </div> <div style="text-align: center;">  2X </div> </div> | | | | Matrix Length: 6.90 Matrix Width: 9.86 | | |
| GAGE LENGTH | GRID WIDTH | OVERALL LENGTH | OVERALL WIDTH | B3-175H-PC-XX | 175 | E,L,LE,PXX |
| 3.00 | 3.64 | 5.24 | 8.26 | | | |


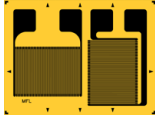

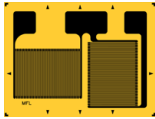
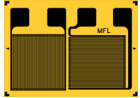

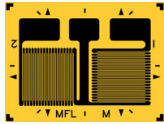
Strain Gauge - Bi-Axial

| GAGE PATTERN <small>Actual size shown. Enlarged when necessary for definition.</small> | | | | GAGE DESIGNATION Insert desired S-T-C number in spaces marked XX. (0, 5, 9, 11, 17, 23) ppm | RES.IN OHMS | ENCAPSULATION and LEAD WIRES OPTIONS AVAILABLE |
|---|-----------------------|---------------------------|--------------------------|--|------------------------|---|
| Unit: millimeter | | | | | | |
| B3T-350 <div style="display: flex; justify-content: space-around; align-items: center;"> <div style="text-align: center;">  1X </div> <div style="text-align: center;">  1.5X </div> </div> | | | | Matrix Length: 10.60 Matrix Width: 11.20 | | |
| GAGE LENGTH | GRID WIDTH | OVERALL LENGTH | OVERALL WIDTH | B3T-350-PC-XX | 350 | E,L,LE,PXX |
| 3.00 | 4.20 | 8.32 | 9.00 | | | |
| BECSB3-350 <div style="display: flex; justify-content: space-around; align-items: center;"> <div style="text-align: center;">  1X </div> <div style="text-align: center;">  2X </div> </div> | | | | Matrix Length: 7.19 Matrix Width: 9.80 | | |
| GAGE LENGTH | GRID WIDTH | OVERALL LENGTH | OVERALL WIDTH | BECSB3-350-PC-XX | 350 | E,L,LE,PXX |
| 3.00 | 3.57 | 6.49 | 8.40 | | | |
| BECSB3A-350 <div style="display: flex; justify-content: space-around; align-items: center;"> <div style="text-align: center;">  1X </div> <div style="text-align: center;">  1.5X </div> </div> | | | | Matrix Length: 15.00 Matrix Width: 9.80 | | |
| GAGE LENGTH | GRID WIDTH | OVERALL LENGTH | OVERALL WIDTH | BECSB3A-350-PC-XX | 350 | E,L,LE,PXX |
| 3.00 | 3.57 | 13.30 | 8.40 | | | |
| B3-350 <div style="display: flex; justify-content: space-around; align-items: center;"> <div style="text-align: center;">  1X </div> <div style="text-align: center;">  2X </div> </div> | | | | Matrix Length: 7.90 Matrix Width: 10.40 | | |
| GAGE LENGTH | GRID WIDTH | OVERALL LENGTH | OVERALL WIDTH | B3-350-PC-XX | 350 | E,L,LE,PXX |
| 3.20 | 3.81 | 5.88 | 8.71 | | | |


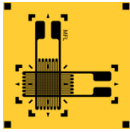

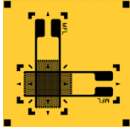

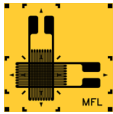

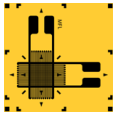
Strain Gauge - Bi-Axial

| GAGE PATTERN <small>Actual size shown. Enlarged when necessary for definition.</small> | | | | GAGE DESIGNATION <small>Insert desired S-T-C number in spaces marked XX. (9, 11, 16, 23, 27) ppm</small> | RES.IN OHMS | LEAD WIRES OPTIONS AVAILABLE |
|--|-----------------------|---------------------------|--------------------------|--|------------------------|---|
| <small>Unit: millimeter</small> | | | | | | |
| B3-1000 <div style="display: flex; justify-content: space-around; align-items: center;"> <div style="text-align: center;">  1X </div> <div style="text-align: center;">  2X </div> </div> | | | | Matrix Length: 7.00 Matrix Width: 9.63 | | |
| GAGE LENGTH | GRID WIDTH | OVERALL LENGTH | OVERALL WIDTH | B3-1000-PC-XX | 1000 | E,L,LE,PXX |
| 3.20 | 3.53 | 5.28 | 8.01 | | | |
| B3E-120K <div style="display: flex; justify-content: space-around; align-items: center;"> <div style="text-align: center;">  1X </div> <div style="text-align: center;">  1.5X </div> </div> | | | | Matrix Length: 10.67 Matrix Width: 11.18 | | |
| GAGE LENGTH | GRID WIDTH | OVERALL LENGTH | OVERALL WIDTH | B3E-120K-PC-XX | 120 | E,L,LE,PXX |
| 3.30 | 4.32 | 8.13 | 9.40 | | | |
| B3E-350M <div style="display: flex; justify-content: space-around; align-items: center;"> <div style="text-align: center;">  1X </div> <div style="text-align: center;">  1.5X </div> </div> | | | | Matrix Length: 10.67 Matrix Width: 11.18 | | |
| GAGE LENGTH | GRID WIDTH | OVERALL LENGTH | OVERALL WIDTH | B3E-350M-PC-XX | 350 | E,L,LE,PXX |
| 3.30 | 4.32 | 8.13 | 9.40 | | | |
| B4-350 <div style="display: flex; justify-content: space-around; align-items: center;"> <div style="text-align: center;">  1X </div> <div style="text-align: center;">  1.5X </div> </div> | | | | Matrix Length: 8.62 Matrix Width: 12.33 | | |
| GAGE LENGTH | GRID WIDTH | OVERALL LENGTH | OVERALL WIDTH | B4-350-PC-XX | 350 | E,L,LE,PXX |
| 4.00 | 4.55 | 6.62 | 10.33 | | | |


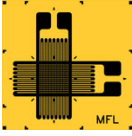

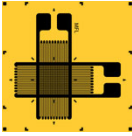
Strain Gauge - Bi-Axial

| GAGE PATTERN <small>Actual size shown. Enlarged when necessary for definition.</small> | | | | GAGE DESIGNATION Insert desired S-T-C number in spaces marked XX. (0, 5, 9, 11, 17, 23) ppm | RES.IN OHMS | ENCAPSULATION and LEAD WIRES OPTIONS AVAILABLE |
|---|-----------------------|---------------------------|--------------------------|--|------------------------|---|
| Unit: millimeter | | | | | | |
| B4-1500 <div style="display: flex; justify-content: space-around; align-items: center;"> <div style="text-align: center;">  1X </div> <div style="text-align: center;">  1.5X </div> </div> | | | | Matrix Length: 10.09 Matrix Width: 13.35 | | |
| GAGE LENGTH | GRID WIDTH | OVERALL LENGTH | OVERALL WIDTH | B4-1500-PC-XX | 1500 | E,L,LE,PXX |
| 4.00 | 6.09 | 8.59 | 11.85 | | | |
| B4H-1500 <div style="display: flex; justify-content: space-around; align-items: center;"> <div style="text-align: center;">  1X </div> <div style="text-align: center;">  1.5X </div> </div> | | | | Matrix Length: 10.09 Matrix Width: 13.35 | | |
| GAGE LENGTH | GRID WIDTH | OVERALL LENGTH | OVERALL WIDTH | B4H-1500-PC-XX | 1500 | E,L,LE,PXX |
| 4.00 | 6.09 | 8.59 | 11.85 | | | |
| B7-2500N <div style="text-align: center;">  1X </div> | | | | Matrix Length: 12.80 Matrix Width: 17.60 | | |
| GAGE LENGTH | GRID WIDTH | OVERALL LENGTH | OVERALL WIDTH | B7-2500N-PC-XX | 2500 | E,L,LE,PXX |
| 7.00 | 7.49 | 11.06 | 16.22 | | | |
| BH3D-350M <div style="display: flex; justify-content: space-around; align-items: center;"> <div style="text-align: center;">  1X </div> <div style="text-align: center;">  2X </div> </div> | | | | Matrix Length: 7.90 Matrix Width: 10.40 | | |
| GAGE LENGTH | GRID WIDTH | OVERALL LENGTH | OVERALL WIDTH | BH3D-350M-PC-XX | 350 | E,L,LE,PXX |
| 3.20 | 3.81 | 5.88 | 8.71 | | | |

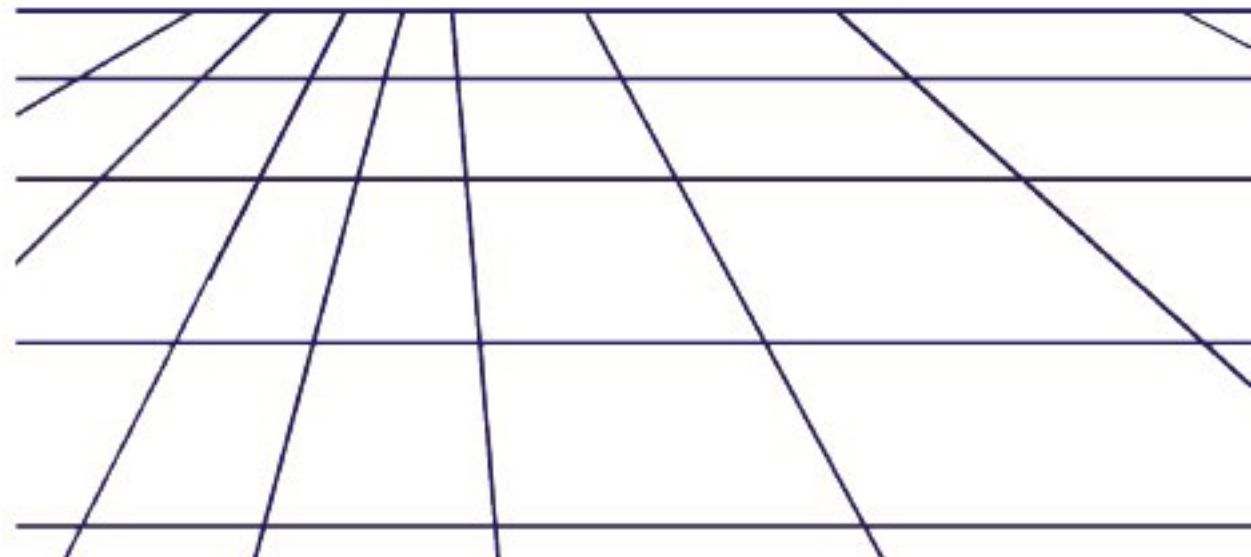
Strain Gauge - Bi-Axial

| GAGE PATTERN <small>Actual size shown. Enlarged when necessary for definition.</small> | | | | GAGE DESIGNATION <small>Insert desired S-T-C number in spaces marked XX. (9, 11, 16, 23, 27) ppm</small> | RES.IN OHMS | LEAD WIRES OPTIONS AVAILABLE |
|---|-----------------------|---------------------------|--------------------------|--|------------------------|---|
| <small>Unit: millimeter</small> | | | | | | |
| BS2-120 <div style="display: flex; justify-content: space-around; align-items: center;"> <div style="text-align: center;">  1X </div> <div style="text-align: center;">  3X </div> </div> | | | | Matrix Length: 5.56 Matrix Width: 5.56 | | |
| GAGE LENGTH | GRID WIDTH | OVERALL LENGTH | OVERALL WIDTH | BS2-120-PC-XX | 120 | E,L,LE,PXX |
| 2.00 | 1.14 | 3.96 | 3.96 | | | |
| BS2-350 <div style="display: flex; justify-content: space-around; align-items: center;"> <div style="text-align: center;">  1X </div> <div style="text-align: center;">  3X </div> </div> | | | | Matrix Length: 5.56 Matrix Width: 5.56 | | |
| GAGE LENGTH | GRID WIDTH | OVERALL LENGTH | OVERALL WIDTH | BS2-350-PC-XX | 350 | E,L,LE,PXX |
| 2.00 | 1.14 | 3.96 | 3.96 | | | |
| BS3-120 <div style="display: flex; justify-content: space-around; align-items: center;"> <div style="text-align: center;">  1X </div> <div style="text-align: center;">  2X </div> </div> | | | | Matrix Length: 7.13 Matrix Width: 7.13 | | |
| GAGE LENGTH | GRID WIDTH | OVERALL LENGTH | OVERALL WIDTH | BS3-120-PC-XX | 120 | E,L,LE,PXX |
| 3.00 | 1.70 | 5.61 | 5.61 | | | |
| BS3-350 <div style="display: flex; justify-content: space-around; align-items: center;"> <div style="text-align: center;">  1X </div> <div style="text-align: center;">  2X </div> </div> | | | | Matrix Length: 7.13 Matrix Width: 7.13 | | |
| GAGE LENGTH | GRID WIDTH | OVERALL LENGTH | OVERALL WIDTH | BS3-350-PC-XX | 350 | E,L,LE,PXX |
| 3.00 | 1.70 | 5.61 | 5.61 | | | |


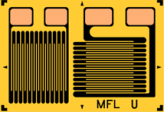

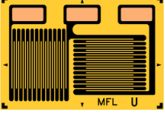


Strain Gauge - Bi-Axial

| GAGE PATTERN <small>Actual size shown. Enlarged when necessary for definition.</small> | | | | GAGE DESIGNATION Insert desired S-T-C number in spaces marked XX. (0, 5, 9, 11, 17, 23) ppm | RES.IN OHMS | ENCAPSULATION and LEAD WIRES OPTIONS AVAILABLE |
|---|-----------------------|---------------------------|--------------------------|--|------------------------|---|
| Unit: millimeter | | | | | | |
| BS7-120 <div style="display: flex; justify-content: space-around; align-items: center;"> <div style="text-align: center;">  1X </div> <div style="text-align: center;">  1.5X </div> </div> | | | | Matrix Length: 11.39 Matrix Width: 11.39 | | |
| GAGE LENGTH | GRID WIDTH | OVERALL LENGTH | OVERALL WIDTH | BS7-120-PC-XX | 120 | E,L,LE,PXX |
| 6.40 | 3.13 | 9.50 | 9.50 | | | |
| BS7-350 <div style="display: flex; justify-content: space-around; align-items: center;"> <div style="text-align: center;">  1X </div> <div style="text-align: center;">  1.5X </div> </div> | | | | Matrix Length: 11.39 Matrix Width: 11.39 | | |
| GAGE LENGTH | GRID WIDTH | OVERALL LENGTH | OVERALL WIDTH | BS7-350-PC-XX | 350 | E,L,LE,PXX |
| 6.40 | 3.13 | 9.50 | 9.50 | | | |

Strain Gauge Copper on Constantan



Strain Gauge - Bi-Axial

| GAGE PATTERN <small>Actual size shown. Enlarged when necessary for definition.</small> | | | | GAGE DESIGNATION <small>Insert desired S-T-C number in spaces marked XX. (9, 11, 16, 23, 27) ppm</small> | RES.IN OHMS | LEAD WIRES OPTIONS AVAILABLE |
|---|-----------------------|---------------------------|--------------------------|--|------------------------|---|
| Unit: millimeter | | | | | | |
| B3A-K350U <div style="display: flex; justify-content: space-around; align-items: center;"> <div style="text-align: center;">  1X </div> <div style="text-align: center;">  2X </div> </div> | | | | Matrix Length: 7.50 Matrix Width: 10.80 | | |
| GAGE LENGTH | GRID WIDTH | OVERALL LENGTH | OVERALL WIDTH | B3A-K350U-PC-XX | 350 | E,L,LE,PXX |
| 3.20 | 4.00 | 6.50 | 9.80 | | | |
| BH3A-K350U <div style="display: flex; justify-content: space-around; align-items: center;"> <div style="text-align: center;">  1X </div> <div style="text-align: center;">  2X </div> </div> | | | | Matrix Length: 7.50 Matrix Width: 10.80 | | |
| GAGE LENGTH | GRID WIDTH | OVERALL LENGTH | OVERALL WIDTH | BH3A-K350U-PC-XX | 350 | E,L,LE,PXX |
| 3.20 | 4.00 | 6.50 | 9.80 | | | |
| B5A-K350W <div style="display: flex; justify-content: space-around; align-items: center;"> <div style="text-align: center;">  1X </div> <div style="text-align: center;">  2X </div> </div> | | | | Matrix Length: 9.80 Matrix Width: 9.00 | | |
| GAGE LENGTH | GRID WIDTH | OVERALL LENGTH | OVERALL WIDTH | B5A-K350W-PC-XX | 350 | E,L,LE,PXX |
| 5.00 | 2.30 | 8.80 | 7.90 | | | |