




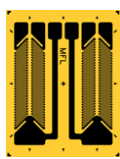





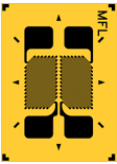













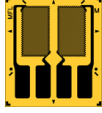
Strain Gauge - Shear

GAGE PATTERN <small>Actual size shown. Enlarged when necessary for definition.</small>				GAGE DESIGNATION <small>Insert desired S-T-C number in spaces marked XX. (0, 5, 9, 11, 17, 23) ppm</small>	RES.IN OHMS	ENCAPSULATION and LEAD WIRES OPTIONS AVAILABLE
<small>Unit: millimeter</small>						
SS1F-175R <div style="display: flex; justify-content: space-around; align-items: center;"> <div style="text-align: center;">  1X </div> <div style="text-align: center;">  3X </div> </div>				Matrix Length: 5.70 Matrix Width: 2.90		
GAGE LENGTH	GRID WIDTH	OVERALL LENGTH	OVERALL WIDTH	SS1F-175R-PC-XX	175	E,L,LE,PXX
1.10	1.80	4.25	1.80			
SS1-175I <div style="display: flex; justify-content: space-around; align-items: center;"> <div style="text-align: center;">  1X </div> <div style="text-align: center;">  3X </div> </div>				Matrix Length: 7.00 Matrix Width: 3.50		
GAGE LENGTH	GRID WIDTH	OVERALL LENGTH	OVERALL WIDTH	SS1-175I-PC-XX	175	E,L,LE,PXX
1.37	1.50	5.00	1.50			
SDDH14-350 <div style="display: flex; justify-content: space-around; align-items: center;"> <div style="text-align: center;">  1X </div> <div style="text-align: center;">  1.5X </div> </div>				Matrix Length: 12.83 Matrix Width: 9.94		
GAGE LENGTH	GRID WIDTH	OVERALL LENGTH	OVERALL WIDTH	SDDH14-350-PC-XX	350	E,L,LE,PXX
1.38	1.25	10.83	8.74			
SD1-120 <div style="display: flex; justify-content: space-around; align-items: center;"> <div style="text-align: center;">  1X </div> <div style="text-align: center;">  3X </div> </div>				Matrix Length: 7.00 Matrix Width: 5.10		
GAGE LENGTH	GRID WIDTH	OVERALL LENGTH	OVERALL WIDTH	SD1-120-PC-XX	120	E,L,LE,PXX
1.40	1.50	5.00	3.10			


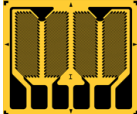






Strain Gauge - Shear

GAGE PATTERN				GAGE DESIGNATION	RES.IN OHMS	LEAD WIRES OPTIONS AVAILABLE
Actual size shown. Enlarged when necessary for definition.				Insert desired S-T-C number in spaces marked XX. (9, 11, 16, 23, 27) ppm		
Unit: millimeter						
SD1-350 <div style="display: flex; justify-content: space-around; align-items: center;"> <div style="text-align: center;">  1X </div> <div style="text-align: center;">  3X </div> </div>				Matrix Length: 7.00 Matrix Width: 5.10		
GAGE LENGTH	GRID WIDTH	OVERALL LENGTH	OVERALL WIDTH	SD1-350-PC-XX	350	E,L,LE,PXX
1.39	1.50	5.00	3.10			
SD1-500 <div style="display: flex; justify-content: space-around; align-items: center;"> <div style="text-align: center;">  1X </div> <div style="text-align: center;">  3X </div> </div>				Matrix Length: 7.00 Matrix Width: 5.10		
GAGE LENGTH	GRID WIDTH	OVERALL LENGTH	OVERALL WIDTH	SD1-500-PC-XX	500	E,L,LE,PXX
1.39	1.50	5.00	3.10			
SS1-350 <div style="display: flex; justify-content: space-around; align-items: center;"> <div style="text-align: center;">  1X </div> <div style="text-align: center;">  3X </div> </div>				Matrix Length: 7.00 Matrix Width: 3.50		
GAGE LENGTH	GRID WIDTH	OVERALL LENGTH	OVERALL WIDTH	SS1-350-PC-XX	350	E,L,LE,PXX
1.39	1.50	5.00	1.50			
SS1L-500R <div style="display: flex; justify-content: space-around; align-items: center;"> <div style="text-align: center;">  1X </div> <div style="text-align: center;">  2X </div> </div>				Matrix Length: 7.37 Matrix Width: 4.06		
GAGE LENGTH	GRID WIDTH	OVERALL LENGTH	OVERALL WIDTH	SS1L-500R-PC-XX	500	E,L,LE,PXX
1.39	1.60	5.87	1.60			









Strain Gauge - Shear

GAGE PATTERN <small>Actual size shown. Enlarged when necessary for definition.</small>				GAGE DESIGNATION Insert desired S-T-C number in spaces marked XX. (0, 5, 9, 11, 17, 23) ppm	RES.IN OHMS	ENCAPSULATION and LEAD WIRES OPTIONS AVAILABLE
Unit: millimeter						
SS1R-500R <div style="display: flex; justify-content: space-around; align-items: center;"> <div style="text-align: center;">  1X </div> <div style="text-align: center;">  2X </div> </div>				Matrix Length: 7.37 Matrix Width: 4.06		
GAGE LENGTH	GRID WIDTH	OVERALL LENGTH	OVERALL WIDTH	SS1R-500R-PC-XX	500	E,L,LE,PXX
1.39	1.60	5.87	1.60			
SD1B-175N <div style="display: flex; justify-content: space-around; align-items: center;"> <div style="text-align: center;">  1X </div> <div style="text-align: center;">  3X </div> </div>				Matrix Length: 5.00 Matrix Width: 4.00		
GAGE LENGTH	GRID WIDTH	OVERALL LENGTH	OVERALL WIDTH	SD1B-175N-PC-XX	175	E,L,LE,PXX
1.54	1.40	4.00	3.00			
SD2D-350J <div style="display: flex; justify-content: space-around; align-items: center;"> <div style="text-align: center;">  1X </div> <div style="text-align: center;">  2X </div> </div>				Matrix Length: 7.20 Matrix Width: 6.35		
GAGE LENGTH	GRID WIDTH	OVERALL LENGTH	OVERALL WIDTH	SD2D-350J-PC-XX	350	E,L,LE,PXX
1.40	2.38	5.74	5.05			
SD2D-1000M <div style="display: flex; justify-content: space-around; align-items: center;"> <div style="text-align: center;">  1X </div> <div style="text-align: center;">  1.5X </div> </div>				Matrix Length: 7.20 Matrix Width: 6.35		
GAGE LENGTH	GRID WIDTH	OVERALL LENGTH	OVERALL WIDTH	SD2D-1000M-PC-XX	1000	E,L,LE,PXX
1.60	2.48	6.23	5.35			








Strain Gauge - Shear

GAGE PATTERN <small>Actual size shown. Enlarged when necessary for definition.</small>				GAGE DESIGNATION <small>Insert desired S-T-C number in spaces marked XX. (9, 11, 16, 23, 27) ppm</small>	RES.IN OHMS	LEAD WIRES OPTIONS AVAILABLE
<small>Unit: millimeter</small>						
SDDH2-350 <div style="display: flex; justify-content: space-around; align-items: center;"> <div style="text-align: center;">  1X </div> <div style="text-align: center;">  2X </div> </div>				Matrix Length: 7.60 Matrix Width: 8.90		
GAGE LENGTH	GRID WIDTH	OVERALL LENGTH	OVERALL WIDTH	SDDH2-350-PC-XX	350	E,L,LE,PXX
1.61	1.72	6.79	8.10			
SFB2-350L <div style="display: flex; justify-content: space-around; align-items: center;"> <div style="text-align: center;">  1X </div> <div style="text-align: center;">  2X </div> </div>				Matrix Length: 8.90 Matrix Width: 8.80		
GAGE LENGTH	GRID WIDTH	OVERALL LENGTH	OVERALL WIDTH	SFB2-350L-PC-XX	350	E,L,LE,PXX
1.61	1.72	7.04	8.10			
SFB2B-350L <div style="display: flex; justify-content: space-around; align-items: center;"> <div style="text-align: center;">  1X </div> <div style="text-align: center;">  2X </div> </div>				Matrix Length: 8.80 Matrix Width: 9.40		
GAGE LENGTH	GRID WIDTH	OVERALL LENGTH	OVERALL WIDTH	SFB2B-350L-PC-XX	350	E,L,LE,PXX
1.61	1.72	7.04	8.10			
SS2F-350Q <div style="display: flex; justify-content: space-around; align-items: center;"> <div style="text-align: center;">  1X </div> <div style="text-align: center;">  2X </div> </div>				Matrix Length: 7.20 Matrix Width: 4.00		
GAGE LENGTH	GRID WIDTH	OVERALL LENGTH	OVERALL WIDTH	SS2F-350Q-PC-XX	350	E,L,LE,PXX
1.68	3.00	5.60	3.00			








Strain Gauge - Shear

GAGE PATTERN <small>Actual size shown. Enlarged when necessary for definition.</small>				GAGE DESIGNATION <small>Insert desired S-T-C number in spaces marked XX. (0, 5, 9, 11, 17, 23) ppm</small>	RES.IN OHMS	ENCAPSULATION and LEAD WIRES OPTIONS AVAILABLE
<small>Unit: millimeter</small>						
SS2C-350L <div style="display: flex; justify-content: space-around; align-items: center;"> <div style="text-align: center;">  1X </div> <div style="text-align: center;">  3X </div> </div>				Matrix Length: 6.35 Matrix Width: 2.54		
GAGE LENGTH	GRID WIDTH	OVERALL LENGTH	OVERALL WIDTH	SS2C-350L-PC-XX	350	E,L,LE,PXX
1.75	1.60	4.32	1.60			
SS2D-350L <div style="display: flex; justify-content: space-around; align-items: center;"> <div style="text-align: center;">  1X </div> <div style="text-align: center;">  3X </div> </div>				Matrix Length: 6.35 Matrix Width: 2.54		
GAGE LENGTH	GRID WIDTH	OVERALL LENGTH	OVERALL WIDTH	SS2D-350L-PC-XX	350	E,L,LE,PXX
1.75	1.60	4.32	1.60			
SD2E-350L <div style="display: flex; justify-content: space-around; align-items: center;"> <div style="text-align: center;">  1X </div> <div style="text-align: center;">  3X </div> </div>				Matrix Length: 6.35 Matrix Width: 4.34		
GAGE LENGTH	GRID WIDTH	OVERALL LENGTH	OVERALL WIDTH	SD2E-350L-PC-XX	350	E,L,LE,PXX
1.75	1.60	4.32	3.40			
SD2M-350M <div style="display: flex; justify-content: space-around; align-items: center;"> <div style="text-align: center;">  1X </div> <div style="text-align: center;">  2X </div> </div>				Matrix Length: 7.00 Matrix Width: 5.70		
GAGE LENGTH	GRID WIDTH	OVERALL LENGTH	OVERALL WIDTH	SD2M-350M-PC-XX	350	E,L,LE,PXX
1.80	1.83	5.60	4.11			







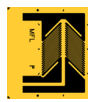

Strain Gauge - Shear

GAGE PATTERN <small>Actual size shown. Enlarged when necessary for definition.</small>				GAGE DESIGNATION <small>Insert desired S-T-C number in spaces marked XX. (9, 11, 16, 23, 27) ppm</small>	RES.IN OHMS	LEAD WIRES OPTIONS AVAILABLE
<small>Unit: millimeter</small>						
SD2C-350K				Matrix Length: 7.00 Matrix Width: 6.30		
 1X  2X						
GAGE LENGTH	GRID WIDTH	OVERALL LENGTH	OVERALL WIDTH			
1.90	1.59	5.58	4.80	SD2C-350K-PC-XX	350	E,L,LE,PXX
SD2B-350				Matrix Length: 7.60 Matrix Width: 5.30		
 1X  2X						
GAGE LENGTH	GRID WIDTH	OVERALL LENGTH	OVERALL WIDTH			
1.97	1.70	6.10	3.70	SD2B-350-PC-XX	350	E,L,LE,PXX
SD2BWB-350K				Matrix Length: 14.00 Matrix Width: 11.70		
 1X						
GAGE LENGTH	GRID WIDTH	OVERALL LENGTH	OVERALL WIDTH			
1.97	1.70	6.10	3.70	SD2BWB-350K-PC-XX	350	E,L,LE,PXX
SS2BWB-350K				Matrix Length: 10.00 Matrix Width: 5.60		
 1X  1.5X						
GAGE LENGTH	GRID WIDTH	OVERALL LENGTH	OVERALL WIDTH			
2.00	1.70	6.10	1.70	SS2BWB-350K-PC-XX	350	E,L,LE,PXX








Strain Gauge - Shear

GAGE PATTERN <small>Actual size shown. Enlarged when necessary for definition.</small>				GAGE DESIGNATION <small>Insert desired S-T-C number in spaces marked XX. (0, 5, 9, 11, 17, 23) ppm</small>	RES.IN OHMS	ENCAPSULATION and LEAD WIRES OPTIONS AVAILABLE
Unit: millimeter						
SDD2BWB-350K <div style="text-align: center;">  1X </div>				Matrix Length: 18.00 Matrix Width: 18.00		
GAGE LENGTH	GRID WIDTH	OVERALL LENGTH	OVERALL WIDTH	SDD2BWB-350K-PC-XX	350	E,L,LE,PXX
2.00	1.70	6.10	8.40			
SS2-350 <div style="display: flex; justify-content: space-around; align-items: center;"> <div style="text-align: center;">  1X </div> <div style="text-align: center;">  2X </div> </div>				Matrix Length: 8.50 Matrix Width: 3.40		
GAGE LENGTH	GRID WIDTH	OVERALL LENGTH	OVERALL WIDTH	SS2-350-PC-XX	350	E,L,LE,PXX
2.26	1.82	7.00	1.82			
SD2-350 <div style="display: flex; justify-content: space-around; align-items: center;"> <div style="text-align: center;">  1X </div> <div style="text-align: center;">  2X </div> </div>				Matrix Length: 8.59 Matrix Width: 5.54		
GAGE LENGTH	GRID WIDTH	OVERALL LENGTH	OVERALL WIDTH	SD2-350-PC-XX	350	E,L,LE,PXX
2.25	1.81	6.99	3.94			
SH2-350 <div style="display: flex; justify-content: space-around; align-items: center;"> <div style="text-align: center;">  1X </div> <div style="text-align: center;">  1.5X </div> </div>				Matrix Length: 14.57 Matrix Width: 3.42		
GAGE LENGTH	GRID WIDTH	OVERALL LENGTH	OVERALL WIDTH	SH2-350-PC-XX	350	E,L,LE,PXX
2.26	1.82	12.97	1.82			









Strain Gauge - Shear

GAGE PATTERN <small>Actual size shown. Enlarged when necessary for definition.</small>				GAGE DESIGNATION <small>Insert desired S-T-C number in spaces marked XX. (9, 11, 16, 23, 27) ppm</small>	RES.IN OHMS	LEAD WIRES OPTIONS AVAILABLE
<small>Unit: millimeter</small>						
SDH2-350 <div style="display: flex; justify-content: space-around; align-items: center;"> <div style="text-align: center;">  1X </div> <div style="text-align: center;">  2X </div> </div>				Matrix Length: 8.59 Matrix Width: 5.54		
GAGE LENGTH	GRID WIDTH	OVERALL LENGTH	OVERALL WIDTH	SDH2-350-PC-XX	350	E,L,LE,PXX
2.26	1.82	6.92	3.94			
SD24-350 <div style="display: flex; justify-content: space-around; align-items: center;"> <div style="text-align: center;">  1X </div> <div style="text-align: center;">  1.5X </div> </div>				Matrix Length: 12.00 Matrix Width: 7.50		
GAGE LENGTH	GRID WIDTH	OVERALL LENGTH	OVERALL WIDTH	SD24-350-PC-XX	350	E,L,LE,PXX
2.40	2.75	9.00	6.00			
SD3-175K <div style="display: flex; justify-content: space-around; align-items: center;"> <div style="text-align: center;">  1X </div> <div style="text-align: center;">  1.5X </div> </div>				Matrix Length: 10.90 Matrix Width: 6.75		
GAGE LENGTH	GRID WIDTH	OVERALL LENGTH	OVERALL WIDTH	SD3-175K-PC-XX	175	E,L,LE,PXX
2.60	2.42	9.31	5.15			
SDH3D-175P <div style="display: flex; justify-content: space-around; align-items: center;"> <div style="text-align: center;">  1X </div> <div style="text-align: center;">  1.5X </div> </div>				Matrix Length: 12.00 Matrix Width: 11.00		
GAGE LENGTH	GRID WIDTH	OVERALL LENGTH	OVERALL WIDTH	SDH3D-175P-PC-XX	175	E,L,LE,PXX
2.60	2.66	10.50	8.28			









Strain Gauge - Shear

GAGE PATTERN <small>Actual size shown. Enlarged when necessary for definition.</small>				GAGE DESIGNATION <small>Insert desired S-T-C number in spaces marked XX. (0, 5, 9, 11, 17, 23) ppm</small>	RES.IN OHMS	ENCAPSULATION and LEAD WIRES OPTIONS AVAILABLE
<small>Unit: millimeter</small>						
SA3-10-50  <div style="text-align: center;">1X</div>				Matrix Length: 47.33 Matrix Width: 15.53		
GAGE LENGTH	GRID WIDTH	OVERALL LENGTH	OVERALL WIDTH	SA3-10-50-PC-XX	50	E,L,LE,PXX
2.80	4.74	43.85	10.03			
SS3-120  <div style="display: inline-block; width: 100px;"></div>  <div style="display: flex; justify-content: space-around; width: 100%;"> 1X 2X </div>				Matrix Length: 10.90 Matrix Width: 4.02		
GAGE LENGTH	GRID WIDTH	OVERALL LENGTH	OVERALL WIDTH	SS3-120-PC-XX	120	E,L,LE,PXX
2.80	2.42	9.30	2.42			
SD3-120  <div style="display: inline-block; width: 100px;"></div>  <div style="display: flex; justify-content: space-around; width: 100%;"> 1X 1.5X </div>				Matrix Length: 10.91 Matrix Width: 6.81		
GAGE LENGTH	GRID WIDTH	OVERALL LENGTH	OVERALL WIDTH	SD3-120-PC-XX	120	E,L,LE,PXX
2.80	2.42	9.30	5.15			
SS3-350  <div style="display: inline-block; width: 100px;"></div>  <div style="display: flex; justify-content: space-around; width: 100%;"> 1X 1.5X </div>				Matrix Length: 10.90 Matrix Width: 4.02		
GAGE LENGTH	GRID WIDTH	OVERALL LENGTH	OVERALL WIDTH	SS3-350-PC-XX	350	E,L,LE,PXX
3.00	2.42	9.30	2.42			









Strain Gauge - Shear

GAGE PATTERN <small>Actual size shown. Enlarged when necessary for definition.</small>				GAGE DESIGNATION <small>Insert desired S-T-C number in spaces marked XX. (9, 11, 16, 23, 27) ppm</small>	RES.IN OHMS	LEAD WIRES OPTIONS AVAILABLE
<small>Unit: millimeter</small>						
SS3-1000 <div style="display: flex; justify-content: space-around; align-items: center;"> <div style="text-align: center;">  1X </div> <div style="text-align: center;">  1.5X </div> </div>				Matrix Length: 11.00 Matrix Width: 4.00		
GAGE LENGTH	GRID WIDTH	OVERALL LENGTH	OVERALL WIDTH	SS3-1000-PC-XX	1000	E,L,LE,PXX
3.00	2.41	9.50	2.41			
SS3C-350J <div style="display: flex; justify-content: space-around; align-items: center;"> <div style="text-align: center;">  1X </div> <div style="text-align: center;">  2X </div> </div>				Matrix Length: 9.65 Matrix Width: 5.08		
GAGE LENGTH	GRID WIDTH	OVERALL LENGTH	OVERALL WIDTH	SS3C-350J-PC-XX	350	E,L,LE,PXX
3.00	2.54	7.37	2.54			
SS3D-350J <div style="display: flex; justify-content: space-around; align-items: center;"> <div style="text-align: center;">  1X </div> <div style="text-align: center;">  2X </div> </div>				Matrix Length: 9.65 Matrix Width: 5.08		
GAGE LENGTH	GRID WIDTH	OVERALL LENGTH	OVERALL WIDTH	SS3D-350J-PC-XX	350	E,L,LE,PXX
3.00	2.54	7.37	2.54			
SS3E-175P <div style="display: flex; justify-content: space-around; align-items: center;"> <div style="text-align: center;">  1X </div> <div style="text-align: center;">  2X </div> </div>				Matrix Length: 9.40 Matrix Width: 4.72		
GAGE LENGTH	GRID WIDTH	OVERALL LENGTH	OVERALL WIDTH	SS3E-175P-PC-XX	175	E,L,LE,PXX
3.00	2.88	7.80	2.88			









Strain Gauge - Shear

GAGE PATTERN <small>Actual size shown. Enlarged when necessary for definition.</small>				GAGE DESIGNATION Insert desired S-T-C number in spaces marked XX. (0, 5, 9, 11, 17, 23) ppm	RES.IN OHMS	ENCAPSULATION and LEAD WIRES OPTIONS AVAILABLE
Unit: millimeter						
SD3-350 <div style="display: flex; justify-content: space-around; align-items: center;"> <div style="text-align: center;">  1X </div> <div style="text-align: center;">  1.5X </div> </div>				Matrix Length: 10.90 Matrix Width: 6.75		
GAGE LENGTH	GRID WIDTH	OVERALL LENGTH	OVERALL WIDTH	SD3-350-PC-XX	350	E,L,LE,PXX
3.00	2.42	9.30	5.15			
SDH3D-350P <div style="display: flex; justify-content: space-around; align-items: center;"> <div style="text-align: center;">  1X </div> <div style="text-align: center;">  1.5X </div> </div>				Matrix Length: 12.00 Matrix Width: 11.00		
GAGE LENGTH	GRID WIDTH	OVERALL LENGTH	OVERALL WIDTH	SDH3D-350P-PC-XX	350	E,L,LE,PXX
3.00	2.84	10.50	8.39			
SDH3DM-350P <div style="display: flex; justify-content: space-around; align-items: center;"> <div style="text-align: center;">  1X </div> <div style="text-align: center;">  1.5X </div> </div>				Matrix Length: 12.00 Matrix Width: 11.00		
GAGE LENGTH	GRID WIDTH	OVERALL LENGTH	OVERALL WIDTH	SDH3DM-350P-PC-XX	350	E,L,LE,PXX
3.00	2.84	10.50	8.39			
SDH3TF-350 <div style="display: flex; justify-content: space-around; align-items: center;"> <div style="text-align: center;">  1X </div> <div style="text-align: center;">  1.5X </div> </div>				Matrix Length: 13.50 Matrix Width: 7.50		
GAGE LENGTH	GRID WIDTH	OVERALL LENGTH	OVERALL WIDTH	SDH3TF-350-PC-XX	350	E,L,LE,PXX
3.00	2.71	12.00	6.00			





Strain Gauge - Shear

GAGE PATTERN <small>Actual size shown. Enlarged when necessary for definition.</small>				GAGE DESIGNATION <small>Insert desired S-T-C number in spaces marked XX. (9, 11, 16, 23, 27) ppm</small>	RES.IN OHMS	LEAD WIRES OPTIONS AVAILABLE
<small>Unit: millimeter</small>						
SD3M-350-M <div style="display: flex; justify-content: space-around; align-items: center;"> <div style="text-align: center;">  1X </div> <div style="text-align: center;">  2X </div> </div>				Matrix Length: 9.90 Matrix Width: 8.10		
GAGE LENGTH	GRID WIDTH	OVERALL LENGTH	OVERALL WIDTH	SD3M-350-M-PC-XX	350	E,L,LE,PXX
3.00	2.95	8.08	6.37			
SDH3-350 <div style="display: flex; justify-content: space-around; align-items: center;"> <div style="text-align: center;">  1X </div> <div style="text-align: center;">  1.5X </div> </div>				Matrix Length: 10.90 Matrix Width: 6.75		
GAGE LENGTH	GRID WIDTH	OVERALL LENGTH	OVERALL WIDTH	SDH3-350-PC-XX	350	E,L,LE,PXX
3.00	2.42	9.30	5.15			
SDH3C-350K <div style="display: flex; justify-content: space-around; align-items: center;"> <div style="text-align: center;">  1X </div> <div style="text-align: center;">  2X </div> </div>				Matrix Length: 10.00 Matrix Width: 8.40		
GAGE LENGTH	GRID WIDTH	OVERALL LENGTH	OVERALL WIDTH	SDH3C-350K-PC-XX	350	E,L,LE,PXX
3.20	2.63	8.59	7.00			
SD3-500M <div style="display: flex; justify-content: space-around; align-items: center;"> <div style="text-align: center;">  1X </div> <div style="text-align: center;">  2X </div> </div>				Matrix Length: 9.50 Matrix Width: 8.00		
GAGE LENGTH	GRID WIDTH	OVERALL LENGTH	OVERALL WIDTH	SD3-500M-PC-XX	500	E,L,LE,PXX
3.20	3.00	8.20	6.60			

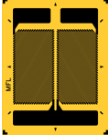
Strain Gauge - Shear

GAGE PATTERN <small>Actual size shown. Enlarged when necessary for definition.</small>				GAGE DESIGNATION <small>Insert desired S-T-C number in spaces marked XX. (0, 5, 9, 11, 17, 23) ppm</small>	RES.IN OHMS	ENCAPSULATION and LEAD WIRES OPTIONS AVAILABLE
Unit: millimeter						
SS3-700M <div style="display: flex; justify-content: space-around; align-items: center;"> <div style="text-align: center;">  1X </div> <div style="text-align: center;">  1.5X </div> </div>				Matrix Length: 11.20 Matrix Width: 4.50		
GAGE LENGTH	GRID WIDTH	OVERALL LENGTH	OVERALL WIDTH	SS3-700M-PC-XX	700	E,L,LE,PXX
3.20	2.64	9.70	2.64			
SD3-1000 <div style="display: flex; justify-content: space-around; align-items: center;"> <div style="text-align: center;">  1X </div> <div style="text-align: center;">  2X </div> </div>				Matrix Length: 9.60 Matrix Width: 6.99		
GAGE LENGTH	GRID WIDTH	OVERALL LENGTH	OVERALL WIDTH	SD3-1000-PC-XX	1000	E,L,LE,PXX
3.20	2.44	8.00	5.39			
SS3T-350 <div style="display: flex; justify-content: space-around; align-items: center;"> <div style="text-align: center;">  1X </div> <div style="text-align: center;">  1.5X </div> </div>				Matrix Length: 12.29 Matrix Width: 4.50		
GAGE LENGTH	GRID WIDTH	OVERALL LENGTH	OVERALL WIDTH	SS3T-350-PC-XX	350	E,L,LE,PXX
3.30	2.60	10.79	2.60			
SD4-1400I <div style="display: flex; justify-content: space-around; align-items: center;"> <div style="text-align: center;">  1X </div> <div style="text-align: center;">  1.5X </div> </div>				Matrix Length: 11.60 Matrix Width: 8.00		
GAGE LENGTH	GRID WIDTH	OVERALL LENGTH	OVERALL WIDTH	SD4-1400I-PC-XX	1400	E,L,LE,PXX
4.00	3.07	9.92	6.43			

Strain Gauge - Shear

GAGE PATTERN <small>Actual size shown. Enlarged when necessary for definition.</small>				GAGE DESIGNATION <small>Insert desired S-T-C number in spaces marked XX. (9, 11, 16, 23, 27) ppm</small>	RES.IN OHMS	LEAD WIRES OPTIONS AVAILABLE
<small>Unit: millimeter</small>						
SD4-1500  1X				Matrix Length: 19.00 Matrix Width: 19.00		
GAGE LENGTH	GRID WIDTH	OVERALL LENGTH	OVERALL WIDTH	SD4-1500-PC-XX	1500	E,L,LE,PXX
4.10	4.20	8.70	8.70			
SDH5C-350K  1X				Matrix Length: 15.70 Matrix Width: 9.80		
GAGE LENGTH	GRID WIDTH	OVERALL LENGTH	OVERALL WIDTH	SDH5C-350K-PC-XX	350	E,L,LE,PXX
4.72	3.90	14.04	8.27			
SFB6-120K  1X				Matrix Length: 23.00 Matrix Width: 19.00		
GAGE LENGTH	GRID WIDTH	OVERALL LENGTH	OVERALL WIDTH	SFB6-120K-PC-XX	120	E,L,LE,PXX
6.30	3.00	20.60	17.00			
SFB6-350M  1X				Matrix Length: 23.00 Matrix Width: 19.00		
GAGE LENGTH	GRID WIDTH	OVERALL LENGTH	OVERALL WIDTH	SFB6-350M-PC-XX	350	E,L,LE,PXX
6.30	3.00	20.60	17.00			

Strain Gauge - Shear

GAGE PATTERN Actual size shown. Enlarged when necessary for definition.				GAGE DESIGNATION Insert desired S-T-C number in spaces marked XX. (0, 5, 9, 11, 17, 23) ppm		RES.IN OHMS	ENCAPSULATION and LEAD WIRES OPTIONS AVAILABLE
Unit: millimeter							
SDH6-1000 <div style="text-align: center;">  1X </div>				Matrix Length: 18.00 Matrix Width: 14.00			
GAGE LENGTH	GRID WIDTH	OVERALL LENGTH	OVERALL WIDTH	SDH6-1000-PC-XX		1000	E,L,LE,PXX
6.00	5.45	15.60	11.30				