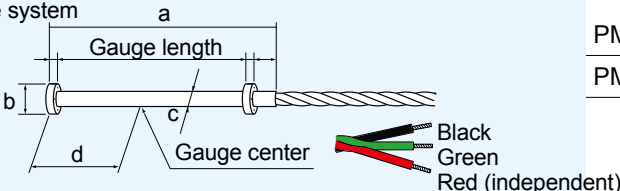
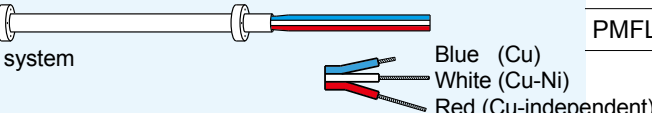


MOLD STRAIN GAUGES series PMF


Operating temperature range
 -20°C  +60°C



CONCRETE, MORTAR MATERIAL USE

Gauge pattern	Basic type	Gauge length (mm)	Backing	Resistance Ω																																	
<p>These gauges are designed for the measurement of internal strain of concrete or mortar under loading test. These can also be used for short-term measurement of the behavior of concrete. These are embedded into the measurement position when the concrete or mortar is placed. The gauges employ super engineering plastics as the backing for sealing the sensing element, which provides excellent waterproofing. A temperature-integrated type PMFL-T is available for measurement of both strain and temperature using our data loggers.</p> <p>Single element 0.09mm² 3-wire cross-linked vinyl leadwire of 2m -2LJRTA Total leadwire resistance per meter : 0.4Ω</p>  <p>Temperature sensor integrated 0.08mm² integral cross-linked vinyl leadwire of 3m -3TLJBT Total leadwire resistance per meter : 0.44Ω</p> 	<p>Example of type number designation. PMFL-50 -2LJRTA</p> <p>↑ Length in meter and type of integral leadwire 3-wire twisted cross-linked vinyl leadwire</p> <p>↑ Basic strain gauge type</p> <p>For long-term measurement of concrete structure, use Strain Transducer KM (refer to page 69).</p> <p>Each package contains 10 gauges.</p> <table border="1"> <thead> <tr> <th></th> <th>a</th> <th>b</th> <th>c</th> <th>d</th> <th></th> </tr> </thead> <tbody> <tr> <td>PMFL-50 -2LJRTA</td> <td>50</td> <td>60</td> <td>ϕ 8</td> <td>ϕ 4</td> <td>27</td> </tr> <tr> <td>PMFL-60 -2LJRTA</td> <td>60</td> <td>70</td> <td>ϕ 8</td> <td>ϕ 4</td> <td>32</td> </tr> </tbody> </table> <p>Integral leadwire length other than 2m are available.</p> <p>Each package contains 10 gauges.</p> <table border="1"> <thead> <tr> <th></th> <th>a</th> <th>b</th> <th>c</th> <th>d</th> <th></th> </tr> </thead> <tbody> <tr> <td>PMFL-50T -3TLJBT</td> <td>50</td> <td>60</td> <td>ϕ 8</td> <td>ϕ 4</td> <td>27</td> </tr> <tr> <td>PMFL-60T -3TLJBT</td> <td>60</td> <td>70</td> <td>ϕ 8</td> <td>ϕ 4</td> <td>32</td> </tr> </tbody> </table>		a	b	c	d		PMFL-50 -2LJRTA	50	60	ϕ 8	ϕ 4	27	PMFL-60 -2LJRTA	60	70	ϕ 8	ϕ 4	32		a	b	c	d		PMFL-50T -3TLJBT	50	60	ϕ 8	ϕ 4	27	PMFL-60T -3TLJBT	60	70	ϕ 8	ϕ 4	32
	a	b	c	d																																	
PMFL-50 -2LJRTA	50	60	ϕ 8	ϕ 4	27																																
PMFL-60 -2LJRTA	60	70	ϕ 8	ϕ 4	32																																
	a	b	c	d																																	
PMFL-50T -3TLJBT	50	60	ϕ 8	ϕ 4	27																																
PMFL-60T -3TLJBT	60	70	ϕ 8	ϕ 4	32																																

Asphalt Mold STRAIN GAUGES series PMFLS

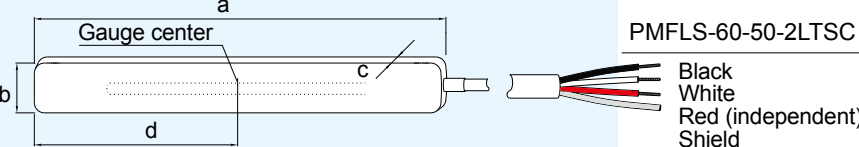
Operating temperature range
 -20°C  +60°C



Suffix code for temperature compensation materials
 -50: Asphalt

For ordering, the above suffix code should be added to the basic gauge type.

ASPHALT PAVEMENT USE

Gauge pattern	Basic type	Gauge length (mm)	Backing	Resistance Ω									
<p>The gauges are embedded in asphalt and used for strain measurement in loading test such as rolling compaction. The material of the backing is super engineering plastics featuring high temperature resistivity and waterproofing performance. The gauges withstand a high temperature up to 200°C during placement of asphalt, and the operating temperature range is -20 to +60°C.</p> <p>3-wire system</p>  <p>ϕ 6mm 3-wire shielded chloroprene cable of 2m -2LTSC Total leadwire resistance per meter : 0.11Ω</p>	<p>Example of type number designation. PMFLS-60 -50 -2LTSC</p> <p>↑ Length in meter and type of integral leadwire 4-wire shielded chloroprene cable of 2-meter</p> <p>↑ Self-temperature-compensation number</p> <p>↑ Basic strain gauge type</p> <p>Minimum order is 1 gauge.</p> <table border="1"> <thead> <tr> <th></th> <th>a</th> <th>b</th> <th>c</th> <th>d</th> <th></th> </tr> </thead> <tbody> <tr> <td>PMFLS-60-50-2LTSC</td> <td>60</td> <td>120</td> <td>13</td> <td>7</td> <td>60</td> </tr> </tbody> </table>		a	b	c	d		PMFLS-60-50-2LTSC	60	120	13	7	60
	a	b	c	d									
PMFLS-60-50-2LTSC	60	120	13	7	60								